



INTERNATIONAL COMBINED MEETING
BRITISH HIP SOCIETY
SOCIETÀ ITALIANA DELL'ANCA

26-27 NOVEMBER 2015
MILAN, ITALY



Under the Patronage of



Evento Patrocinato SIOT

Chairmen
Luigi Zagra
Fares Haddad

PROGRAM

www.sidabhs-jointhip.com



CONTENTS

Committees	page 2
Welcome.....	page 4
Scientific Program	
Program at a glance	page 6
Thursday, 26 November.....	page 8
Friday, 27 November	page 24
Poster Sessions	page 48
Name Index	page 61
Scientific Information	page 68
General Information	page 70
Congress Map and Directory	page 72
Industry Symposia.....	page 73
Acknowledgements	page 76



INTERNATIONAL COMBINED MEETING

BRITISH HIP SOCIETY

SOCIETÀ ITALIANA DELL'ANCA

26-27 NOVEMBER 2015

MILAN, ITALY

COMMITTEES

CHAIRMEN

Fares Haddad (United Kingdom)
Luigi Zagra (Italy)

SCIENTIFIC COMMITTEE

Francesco Benazzo (Italy)
Francesco Biggi (Italy)
Francesco Falez (Italy)
Richard Field (United Kingdom)
Sandro Giannini (Italy)
Peter Howard (United Kingdom)
Stephen A. Jones (United Kingdom)
Andrew Manktelow (United Kingdom)
Alessandro Massè (Italy)
John Nolan (United Kingdom)
Luca Pierannunzii (Italy)
Emilio Romanini (Italy)
John Skinner (United Kingdom)
Aldo Toni (Italy)

ABSTRACT REVIEWERS

Sandro Giannini (Italy)
Fares Haddad (United Kingdom)
Stephen A. Jones (United Kingdom)
Alessandro Massè (Italy)
Luca Pierannunzii (Italy)
Emilio Romanini (Italy)

RESIDENTS' ABSTRACT REVIEWERS

Fares Haddad (United Kingdom)
Gazi Huri (Turkey)
Giuseppe Solarino (Italy)

Educational Corner Coordinator

Filippo Randelli (Italy)



BRITISH HIP SOCIETY

Officers Of The British Hip Society

PRESIDENT

John Nolan (Norwich)

PRESIDENT ELECT

Fares Haddad (London)

VICE PRESIDENT

Peter Howard (Derby)

IMMEDIATE PAST PRESIDENT

John Skinner (RNOH, Middlesex)

SECRETARY

Stephen Jones (Cardiff)

TREASURER

Jonathan Howell (Exeter)

EDITORIAL SECRETARY

Andy Manktelow (Nottingham)

MEMBER AT LARGE

Dominic Meek (Glasgow)

WEB MASTER

Richard Field (SWLEOC Epsom)



SOCIETÀ ITALIANA DELL'ANCA

Consiglio Direttivo

PRESIDENTE

Luigi Zagra

VICEPRESIDENTE

Giovanni Zatti

PAST PRESIDENT

Piero Garosi

SEGRETARIO

Giuseppe Solarino

TESORIERE

Giampaolo Rinaldi

CONSIGLIERI

Claudio Carlo Castelli

Pietro Cavaliere

Fabio D'Angelo

Marco d'Imporzano

Francesco Franchin

Guido Grappiolo

Michele Lisanti

Bruno Michele Marelli

Marco Villano

Nicola Santori

WELCOME

The British Hip Society and the Società Italiana dell'Anca welcome you to their first combined meeting on 26/27 November in Milan. To our knowledge, it is the very first time that two distinguished national speciality societies have integrated to organize a joint Congress that combines their traditions, current practices and future clinical and research trajectories.

By sharing experiences in both primary and revision hip arthroplasty, discussing different techniques (bony fixation, tribology and more), examining the results of hip preserving surgery and arthroscopy, or simply considering everything about the hip, it is a unique opportunity to improve surgical decision making and skills and to understand the current state of the art.

The meeting has received great interest not only in our native countries, but also all over Europe and outside the old continent. We also received tremendous industry support for which we are most grateful.

You will enjoy 6 Instructional Courses, 6 Cross Fires on hot topics, 7 Symposia, 6 Industry Symposia, 30 Oral Presentation Sessions including Resident Sessions, making up an overall number of more than 320 Oral Presentations; there are also 170 Posters and a veritable Educational Corner; every current hip topic is addressed in 2 full congress days of discourse.

This meeting has been made open to members of both societies, non-members, international attendees and all who are interested in the hip. The official language of the meeting is English, but simultaneous translation to Italian is provided in the plenary room.

We look forward to meeting you and we wish you an exciting and very educational experience in Milan.

Fares Haddad



Luigi Zagra



SCIENTIFIC PROGRAM



Thursday, 26 November

	Room Washington	Room Porta	Room Monti	Room Parini
7.45		Instructional Course Impaction bone grafting technique in revision	Instructional Course Osteotomies around the hip in the young adult: indications and outcomes. are they joint preserving?	Instructional Course Management of periprosthetic fractures
8.30	Oral Presentations Dual mobility and new approaches	Oral Presentations Revision: femoral side	Oral Presentations Arthroscopy and conservative surgery	Oral Presentations Tribology
9.26	Oral Presentations Anterior approach	Oral Presentations Revision: acetabular side	Oral Presentations Imaging conservative and pediatrics	Oral Presentations Periprosthetic fractures, megaprosthesis and tumors
10.30	Coffee break			
10.45	Cross-Fire Anterior vs posterolateral approach: fashion and results			
11.15	Symposium Pediatric hip			
12.15	Lectures R. Ganz - H. Malchau			
12.45		Industry Symposium	Industry Symposium	Industry Symposium
14.00	Symposium Registry			
15.00	Cross-Fire Short vs standard stems: what is the real gain for the patients?			
15.30	Coffee break			
15.45	Cross-Fire Resurfacing: is there still an indication?			
16.15	Symposium Ceramic in THA			
17.15	Cross-Fire Cemented vs cementless THA: is one technique suitable for all the seasons?	Oral Presentations Award Session		
17.45	Symposium The evolution of hip surgery and new insights	Residents' Award Session		
18.45	Opening Ceremony			
19.30				

Room

Friday, 27 November

	Room Washington	Room Porta	Room Monti	Room Parini
7:45		Instructional Course Management of THA dislocation	Instructional Course Indications, techniques and outcomes of hip arthroscopy	Instructional Course THA in DDH
8.30	Oral Presentations Modularity and taper	Oral Presentations Revision	Oral Presentations Trauma (part 1)	Oral Presentations THA in DDH
9.26	Oral Presentations Metal on Metal	Oral Presentations Infection	Oral Presentations Trauma (part 2)	Oral Presentations Primary THA (part 1)
10.30	Coffee break	<div>10.30 - 11.40 Residents' sessions Conservative and trauma</div> <div>11.40 - 12.45 Residents' sessions Primary THA and complications</div>	Coffee break	
10.45	Cross-Fire One stage vs two stage: changing the standard of treatment of infected THA?			
11.15	Symposium Taperosis			
12.15	Cross-Fire Femoral neck modularity: still justified?			
12.45	Lecture R. Capanna			
13.05		Industry Symposium	Industry Symposium	
14.20	Symposium Revision of the acetabular side	<div>14.20 - 15.23 Residents' session Primary THA and tribology</div>		
15.20	Symposium Treatment of proximal femoral fracture	<div>15.23 - 16.26 Residents' session Revision</div>		
16.20	Coffee break			
16.35	Oral Presentations Short stems	Oral Presentations Practice and outcomes	Oral Presentations Trauma (part 3)	Oral Presentations Preop planning and postop evaluation THA
17.31	Oral Presentations Short stems and techniques	Oral Presentations Blood loss, DVT prophylaxis and periop management	Oral Presentations Management and complications of traumatic parients	Oral Presentations Primary THA (part 2)
18.35		BHS General Assembly		SIdA General Assembly
19.30				

7.45-8.30 INSTRUCTIONAL COURSE
IMPACTION BONE GRAFTING TECHNIQUE IN REVISION
 Chairman: **G. Rinaldi** (Italy)

- 7.45 Which type of bone graft
L. Pierannunzii (Italy)
- 7.55 Cemented IF
J. Nolan (United Kingdom)
- 8.07 Cementless IF
F. Benazzo (Italy)
- 8.19 Discussion

7.45-8.30 INSTRUCTIONAL COURSE
**OSTEOTOMIES AROUND THE HIP IN THE YOUNG ADULT:
 INDICATIONS AND OUTCOMES. ARE THEY JOINT PRESERVING?**
 Chairman: **A. Campacci** (Italy)

- 7.45 Acetabular side
M. Bankes (United Kingdom)
- 8.00 Femoral side
L. Turchetto (Italy)
- 8.15 Discussion

7.45-8.30 INSTRUCTIONAL COURSE
MANAGEMENT OF PERIPROSTHETIC FRACTURES
 Chairman: **F. Haddad** (United Kingdom)

- 7.45 When and how to revise
A. Manktelow (United Kingdom)
- 7.57 Fixation and management of bone stock
G. Zatti (Italy)
- 8.09 Solutions for complex cases
G. Volpin (Italy)
- 8.21 Discussion

8.30-9.26 ORAL PRESENTATIONS**DUAL MOBILITY AND NEW APPROACHES**Chairmen: **S. Jones** (United Kingdom), **N. Santori** (Italy)

- 8.30 Dual mobility socket in patients with increased risk of dislocation
G. Gallinari, A. Rossi, R. Sotiri, D. Munegato, G. Zatti (Italy)
- 8.37 Prevention of dislocation in THA with dual mobility acetabular cup. 14 years follow up with RIPO DATABASE in elderly patients with Alzheimer and the neuromuscular system diseases
G. Lucidi, M. Trono, A. Morigi, A. Trimarchi (Italy)
- 8.44 The use of dual mobility bearings in total hip arthroplasty. A multicentre review of 750 patients with minimum 1-year follow up
S. Abouel-Enin, M. Puthiya Veettil, J. Griffiths, S. Jones, D. Dunlop, J. Latham (United Kingdom)
- 8.51 Eponyms in orthopedic surgery, approaches to the hip
M. Somford, D. Hoornenborg, J.I. Wiegerinck, S. Bolder, W. Schreurs (The Netherlands)
- 8.58 Anterior longitudinal osteotomy of greater trochanter and prevention of early dislocation in total hip arthroplasty: updated results
M.F. Surace, F. Buggè, L. Monestier (Italy)
- 9.05 Transosseous “over the top” reconstruction of capsule and tendons and the prevention of hip dislocation
W. Sioen (Belgium)
- 9.12 Minimally invasive superior capsulotomy: new frontiers for total hip arthroplasty. A preliminary experience
N. Capuano, A. Del Buono (Italy)
- 9.19 Heterotopic ossifications in posterolateral-approach total hip replacement: incidence, risk factors and clinical relevance
L. Andreani, I. Castellini, M. Lisanti, C. Picece, P. Parchi, E. Bonicoli (Italy)

9.26-10.30 ORAL PRESENTATIONS**ANTERIOR APPROACH**Chairmen: **N. Confalonieri (Italy), A.J. Timperly (United Kingdom)**

- 9.26 Distal extension of the direct anterior approach - A cadaveric feasibility study
S. Ghijssels, K. Corten, J.-P. Simon (Belgium)
- 9.33 Hip abductor muscles function: a surface-electromyography analysis after antero-lateral vs direct anterior minimally invasive approaches in total hip arthroplasty
M. Villano, I. Felici, M. Giorgini, M. Tani (Italy)
- 9.40 Learning curve for mini-invasive anterior hip approach: multicentric study
M. Trono, V. Alecci, M. Ceccarelli, C. Pagnuzzato, F. Pleitavino, P. Prati, L. Romano, C. Trevisan, M. Valente, A. Trimarchi, G. Lucidi (Italy)
- 9.47 Anterior minimally invasive surgery for total hip replacement: learning curve, experience and outcomes of a District General Hospital Surgeon
O. Shannak, A. Kumar, E. Crawford (United Kingdom)
- 9.54 Anterior minimally invasive surgery (AMIS) - What we learned in the past 7 years
S. Ovnicek, I. Bricman, J. Merkac, V. Kasnik (Slovenia)
- 10.01 Direct anterior approach in total hip replacement: complications and early results in a series of 209 patients
L. Rizzi, C. Castelli (Italy)
- 10.08 Direct anterior approach vs postero-lateral approach with a same implant in 60 patients. Clinical and radiological findings and review of literature
E. Bonicoli, I. Castellini, L. Andreani, N. Piolanti, E. Neri, M. Lisanti (Italy)
- 10.15 One-stage bilateral total hip arthroplasty through a minimally invasive anterior approach: functional outcomes and complications in 20 patients
G. Petridis, M. Nolde (Germany)
- 10.22 Biomechanical restoration of hip parameters is successful using the direct anterior approach with a tapered wedge stem
C. Trevisan, R. Klumpp, S. Piscitello, P. Leone, R. Compagnoni (Italy)

8.30-9.26 ORAL PRESENTATIONS**REVISION: FEMORAL SIDE****Chairmen: S. Ghera (Italy), J. Nolan (United Kingdom)**

- 8.30 Revisions of hip resurfacings from an independent specialist centre
K. De Smet, C. Van Der Straeten (Belgium)
- 8.37 Femoral osteolysis and its implication in revision hip surgery
S. Panchani, T. Board (United Kingdom)
- 8.44 A trench lozenge osteotomy to remove femoral components in hip prosthesis revision surgery: a successful sparing technique
E. Castaman, A. Albarkouni (Italy)
- 8.51 Revision of cold-welded hip implants; Is isolated femoral head exchange a simple procedure?
A. Zaghloul, H. Hothi, R. Whittaker, G. Blunn, J. Skinner, A. Hart (United Kingdom)
- 8.58 The bioball taper adapter in revision hip arthroplasty
T. Waters, S. West, G. Schaller, B. Bloch (United Kingdom)
- 9.05 Cement in cement femoral component revision in the multiply revised hip: results with a minimum follow up of 5 years
N. Sandiford, M. Wilson, M. Hubble, J. Simon, J. Howell (United Kingdom)
- 9.12 Evaluating the use of the RECLAIM TM modular hip system in revision hip surgery - Initial findings
J. Yates, J. Fountain, S. Scott, P. Carter (United Kingdom)
- 9.19 Modular proximal femoral endoprosthesis replacement for non-neoplastic conditions
A. Khajuria, D. MacDonald, L. Jeys (United Kingdom)

9.26-10.30 ORAL PRESENTATIONS**REVISION: ACETABULAR SIDE****Chairmen: V. Salini (Italy), E. Smith (United Kingdom)**

- 9.26 Trabecular metal cups for acetabular revision surgery
G. Solarino, G. Vicenti, A. Piazzolla, L. Montenegro, A. Panella, B. Moretti (Italy)
- 9.33 Four year results with a minimum of three year follow up of a modular trabecular metal cup in management of acetabular reconstruction following adverse reaction to metal debris with alval from single surgeon in the United Kingdom
S. West, M. Mussa, S. Parakambalath (United Kingdom)
- 9.40 Acetabular revision with Trabecular Metal™ Cup: clinical and radiographic results at 10 years follow-up
F. Bassini, E. Miani, A. Belloni (Italy)
- 9.47 Metallic augments with cemented sockets and impaction grafting in acetabular reconstruction
N. Lokikere, H. Wynn Jones, T. Board, N. Shah, C.A. Jakaraddi (United Kingdom)
- 9.54 Bone impaction grafting with a trabecular metal revision cup show promising early results
M. Mohaddes, B. Shareghi, J. Kärrholm (Sweden)
- 10.01 Minimum 12 month follow-up of trabecular titanium cups for acetabular revisions with cavitory defects
M. Uma, A.J. Soler, A. Sharma, Y. Kalairajah (United Kingdom)
- 10.08 Revision hip arthroplasty with gription porous coating acetabular shells and augments
S. Zanasi (Italy)
- 10.15 Results of a modular polyaxial stemmed cup in patients with previous acetabular revisions
M. Cadossi, G. Tedesco, F.L. Garcia, M. Tabaza, A. Mazzotti, A. Sambri, G. Pignatti (Italy)
- 10.22 Massive pelvic allograft reconstruction of the acetabular area: management of hip mechanical failure
D. Donati, M. Depaolis, C. Romagnoli, M. Romantini, F. Mariotti (Italy)

8.30-9.26 ORAL PRESENTATIONS**ARTHROSCOPY AND CONSERVATIVE SURGERY**Chairmen: **S. Konan** (United Kingdom), **F. Randelli** (Italy)

- 8.30 FAI and lumbar stiffness
A. Aprato, C. Alluto, P. Dainese, M. Roppolo, M. Gollin, E. Rebaglietti, A. Massè (Italy)
- 8.37 Clinical and functional outcomes of arthroscopic treatment for femoroacetabular impingement following slipped capital femoral epiphysis
S. Basheer, B. Balasubramanian, R. Maheshwari, S. Madan, A. Cooper (United Kingdom)
- 8.44 A new mini-open anterior-oblique approach for femoroacetabular impingement
K. Narayanasetty, A. Massraf (United Kingdom)
- 8.51 Minimally invasive periacetabular osteotomy using a modified Smith-Peterson approach: technique and early outcomes
O. Khan, S. Padmanabhan, D. Agolley, M. Ajay, J. Witt (United Kingdom)
- 8.58 Periacetabular osteotomy through a minimally invasive approach: radiological correction and complication profile
B. Pincher, B. Balasubramanian, S. Abouel-Enin, C. Blakey, S. Madan (United Kingdom)
- 9.05 Tranexamic acid reduces the blood loss and transfusion requirements following periacetabular osteotomy
G. Wassilew (Germany)
- 9.12 Treatment of AVN using the chamber induction technique and biotechnologies: indications and clinical results
G.M. Calori, M. Colombo, E. Mazza, S. Mazzola, T. Talamonti, C.F. Minoli (Italy)
- 9.19 Laser osteoperforation - A novel minimally invasive technique for treatment of avascular necrosis of the femoral head
S. Sarker, R. Hossain, Y. Ali*, J. Sarwar*, M. Sarker*, M. Hossain*, M. Kayes*, H. Hainz* (United Kingdom, *Bangladesh)

9.26-10.30 ORAL PRESENTATIONS**IMAGING, CONSERVATIVE AND PEDIATRICS**Chairmen: **L. Pierannunzii** (Italy), **J. Witt** (United Kingdom)

- 9.26 Does the femoral head/neck contour in the skeletally mature change over time?
L.M.W. Gala, V. Khanna*, **K.S. Rakhra***, **P.E. Beaulé*** (Italy, *Canada)
- 9.33 High resolution non-contrast 3-Tesla magnetic resonance imaging of the hip
J. Lynch, O. Diamond, C. McBryde, S. James (United Kingdom)
- 9.40 Imaging of occult hip fractures: the effectiveness of CT and MRI
H. Rehman, R. Clement, F. Perks, T. White (United Kingdom)
- 9.47 Radiographic evaluation of hip resurfacing: validation of a new zonal system
A. Calistri, C. Van Der Straeten*, **G. Grammatopoulos****, **C. Villani, K. De Smet*** (Italy, *Belgium, **United Kingdom)
- 9.54 Clinical and MRI results in 67 patients operated for gluteus medius and minimus tendon tears with a median follow-up of 4.6 years
K. Makridis, M. Lequesne, H. Bard, P. Djian (France)
- 10.01 Proximal femur reconstruction in the first decade of life: the challenge of hip reconstruction in a growing patient
M. Manfrini, L. Campanacci, D. Donati (Italy)
- 10.08 Late correction of neck deformity in healed slipped capital femoral epiphysis – An option with encouraging clinical outcomes
B. Balasubramanian, S. Madan (United Kingdom)
- 10.15 Hip joint replacement in children
V. Neverov, V. Baskov (Russia)
- 10.22 Infection and failure rates following THR in septic arthritis: a case controlled study
M.C. Papanna, R. Chebbout, S. Buckley, A. Hamer (United Kingdom)

8.30-9.26 ORAL PRESENTATIONS**TRIBOLOGY**Chairmen: **G. Logroscino (Italy), K. Tucker (United Kingdom)**

- 8.30 Does the use of a ceramic head eliminate the risk of trunnionosis?
A. Di Laura, R. Whittaker, H. Hothi, J. Meswania, Y.-M. Kwon*, G. Blunn, J. Skinner, A. Hart (United Kingdom, *USA)
- 8.37 Implant wear in total hip arthroplasty: a systematic review and meta-analysis of metal on polyethylene versus ceramic on polyethylene components
O. Gosling, N. Hussain*, T. Ferreri*, E. Schemitsch, A. Atrey** (United Kingdom, *USA, **Canada)
- 8.44 Wear in total hip arthroplasty using ceramic head: 10 years maximum FU
G. Malerba, C. De Ieso, G. Logroscino, F. Barberio, V. De Santis, G. Maccauro (Italy)
- 8.51 The maxera cup large diameter heads ceramic - ceramic
P. Caldora, D. Lup, R. Guarracino, G. Ciarpaglini, E. Manzi, E. Nizami (Italy)
- 8.58 Comparative effectiveness of the most commonly used total hip replacement components in the U.S.: comparison of metal and ceramic heads with metal on highly crosslinked polyethylene liners
G. Cafri, E.W. Paxton, R. Love, S.A. Bini, S.M. Kurtz (USA)
- 90.5 Functional and clinical outcome of THA using 4th generation large diameter ceramic couples. Is there an economical justification?
S. Gopal, R. Raman, A. Nisar, V. Johnson, C. Shaw (United Kingdom)
- 9.12 Mis-seating of Trident ceramic acetabular liners: a 6-year audit of incidence and revision rate in South Devon, UK
T. Law, A. Robertson, M. Ashworth (United Kingdom)
- 9.19 Is wear of dual mobility cup lower or upper than conventional cup? Results analysis of an in vitro standard test
A. Ferreira, N. Moutton, T. Aslanian, J.-L. Prudhon, J. Caton (France)

9.26-10.30 ORAL PRESENTATIONS**PERIPROSTHETIC FRACTURES, MEGAPROSTHESIS AND TUMOURS**Chairmen: **F. D'Angelo** (Italy), **J. Stockley** (United Kingdom)

- 9.26 Periprosthetic femoral fracture due to sideways fall: a comparative analysis on the effect of stem design
L. La Barbera, A. Anticonome, C. Ottardi, T. Villa, L. De Napoli, M. Franceschini, G. Mineo (Italy)
- 9.33 Review of periprosthetic fractures in hip resurfacing
C. Gray (United Kingdom)
- 9.40 Late periprosthetic fractures of the femur after total hip replacement
C.R. Alfonso, M. Laus (Italy)
- 9.47 Modular femoral tapered revision stems in treatment of periprosthetic hip fractures
D. Munegato, R. Sotiri, A. Rossi, M. Pungitore, A. Bruschetta, J. Graci, G. Zatti (Italy)
- 9.54 The outcome of the use of distally locked uncemented femoral stem (Cannulok) in Vancouver B2, B3 periprosthetic proximal femoral fracture in elderly population
A. El-Bakoury, H. Hosny, M. Williams, J. Keenan, R. Yarlagadda (United Kingdom)
- 10.01 The role of megaprosthesis in the treatment of septic non unions and critical size bone defects
G.M. Calori, M. Colombo, E. Mazza, S. Mazzola, T. Talamonti, C.F. Minoli (Italy)
- 10.08 Silver-coated hip prosthesis reduce the infection rate in oncological limb salvage surgery
F. Donati, A. Ziranu, C. Perisano, S. Spinelli, G. Di Giacomo, V. De Santis, G. Maccauro (Italy)
- 10.15 The use of rapid prototyping pelvic custom made prosthesis associated to bone cutting jigs in pelvic tumor resection
D. Donati, M. Depaolis, C. Romagnoli, M. Romantini, T. Frisoni (Italy)
- 10.22 Multicentre clinical study for evaluation of a collagen-hydroxyapatite composite scaffold in revision hip surgery
G. Johnson, R. Raman, I. Andreolli^{*}, M. Bussaca^{*}, G. Pignatti^{*} (United Kingdom, ^{*}Italy)

10.45-11.15 CROSS-FIRE**ANTERIOR VS POSTEROLATERAL APPROACH: FASHION AND RESULTS**Chairman: **B.M. Marelli** (Italy)

- 10.45 Anterior
F. Randelli (Italy)
- 10.52 Posterior
A. Manktelow (United Kingdom)
- 10.59 Debate
- 11.05 Discussion

11.15-12.15 SYMPOSIUM**PEDIATRIC HIP**Chairmen: **R. Giacometti Ceroni** (Italy)**S. Madan** (United Kingdom)

- 11.15 DDH
M. De Pellegrin (Italy)
- 11.25 SCFE
A. Massè (Italy)
- 11.35 Perthes' disease
J. O'Hara (United Kingdom)
- 11.45 Cerebral palsy
N. Portinaro (Italy)
- 11.55 The role of hip arthroscopy in the immature skeleton
R. Field (United Kingdom)
- 12.05 Discussion

12.15-12.45 LECTURES

- 12.15 Periacetabular osteotomy: grey zones and limits of indication
R. Ganz (Switzerland)
- 12.30 How arthroplasty registries will influence clinical practice in the next decade
H. Malchau (USA)

14.00-15.00 SYMPOSIUM**REGISTRY**Chairmen: **A. Blom** (United Kingdom), **E. Romanini** (Italy)

- 14.00 Establishing a complete National data base of implants
M. Torre (Italy)
- 14.10 Mix and match: is it a real problem?
K. Tucker (United Kingdom)
- 14.20 Causes of failure in a Regional arthroplasty registry
A. Toni (Italy), **S. Stea** (Italy)
- 14.30 How to identify and manage outliers?
P.W. Howard (United Kingdom)
- 14.40 Is Registry data validated and can we afford to publish surgeon level data?
M. Porter (United Kingdom)
- 14.50 Discussion

15.00-15.30 CROSS-FIRE**SHORT VS STANDARD STEMS: WHAT IS THE REAL GAIN FOR THE PATIENTS?**Chairman: **J. Cobb** (United Kingdom)

- 15.00 Short
F. Falez (Italy)
- 15.07 Standard
J. Miles (United Kingdom)
- 15.14 Debate
- 15.20 Discussion
- 15.30-15.45 *Coffee break*

15.45-16.15 CROSS-FIRE**RESURFACING: IS THERE STILL AN INDICATION?**Chairman: **S. Giannini** (Italy)

- 15.45 Yes
R. Treacy (United Kingdom)
- 15.52 No
C. Castelli (Italy)
- 15.59 Debate
- 16.05 Discussion

16.15-17.15 SYMPOSIUM**CERAMIC IN THA**Chairmen: **J. Cobb** (United Kingdom), **G. Solarino** (Italy)

- 16.15 Ceramic on ceramic clinical results
A. Toni (Italy)
- 16.25 The size of the head
A. Blom (United Kingdom)
- 16.35 Is squeaking still a reason of concern?
E. Smith (United Kingdom)
- 16.45 Is there any evidence that ceramic on poly is better than metal on poly?
E. Vaienti (Italy)
- 16.55 What to do in case of breakage?
L. Zagra (Italy)
- 17.05 Discussion

17.15-17.45 CROSS-FIRE**CEMENTED VS CEMENTLESS THA: IS ONE TECHNIQUE SUITABLE FOR ALL THE SEASONS?**Chairman: **J. Skinner** (United Kingdom)17.15 Cemented
A.J. Timperley (United Kingdom)17.22 Cementless
F. Biggi (Italy)

17.29 Debate

17.35 Discussion

17.45-18.45 SYMPOSIUM**THE EVOLUTION OF HIP SURGERY AND NEW INSIGHTS**Chairmen: **P. Kay** (United Kingdom), **F.S. Santori** (Italy)17.45 Evaluation of outcomes in 2015
S. Konan (United Kingdom)17.55 New developments in clean air systems for joint replacement
A. Thomas (United Kingdom)18.05 Which is the most reliable laboratory test for infected THA?
L. Drago (Italy)18.15 Histological and ultrastructural study of particulate materials produced in THR: the relationship with loosening
U. Pazzaglia (Italy)18.25 Revision total hip arthroplasty: factors associated with re-revision surgery
S.A. Bini (USA)

18.35 Discussion

17.15-17.45 ORAL PRESENTATIONS**AWARD SESSION**

Chairmen: **F. Haddad** (United Kingdom) **L. Zagra** (Italy)

- 17.15 Registry data errors in the National Hip Fracture Database
D. Cundall-Curry, J.E. Lawrence, C. Gooding (United Kingdom)
- 17.21 Assessment of the relationship between pelvic tilt and functional acetabular position with EOS 2D/3D technology
M. Loppini, A. Della Rocca, E. Caldarella, P. Ragucci, N. Trenti, L. Balzarini, G. Grappiolo (Italy)
- 17.27 Surrogate markers of long-term outcome in primary total hip arthroplasty: a systematic review
T. Malak, J. Broomfield, A. Palmer, A. Carr, C. Brown, D. Prieto-Alhambra, S. Glyn-Jones (United Kingdom)
- 17.33 Functional and radiological outcomes of ceramic on ceramic bearing (CoC) in cementless total hip arthroplasty: 10 years follow up
S. Sarmah, Y.J. Lau, J. Witt (United Kingdom)
- 17.39 Is there effect of hydroxyapatite coating on the migration of the SL-PLUS hip stem? A RSA, prospective double blind randomized controlled trial
D. Haverkamp, D. Hoornenborg, H. van der Vis, J. Cheung, L. Beimers, I. Sierevelt (The Netherlands)

17.45-18.45 RESIDENTS' AWARD SESSION

Chairmen: **F. Haddad** (United Kingdom), **G. Huri** (Turkey)
J. Vide (Portugal), **L. Zagra** (Italy)

- 17.45 Learning curve in management of acetabular both-column fractures: does experience in pelvic surgery modify the results?
A. D'Amelio, A. Aprato, A. Nicodemo, A. Massè (Italy)
- 17.51 Femoral cortical index as a spy of bone fragility in patients with hip fracture
C. Rao, M. Feola, E. Gasbarra, U. Tarantino (Italy)
- 17.58 Hip arthroscopy in femoro acetabular impingement: chondral damage is a good predictor of outcome
R.J. Tansey, T. Fayad, S. Konan, F.S. Haddad (United Kingdom)
- 18.04 No difference in blood loss following total hip replacement with three thromboprophylactic regimes (enoxaparin, dabigatran or rivaroxaban) - results from a randomized, double-blind clinical trial
M. Wasko, K. Bobecka-Wesolowska, I. Pokrzywnicka-Gajek, J. Kowalczewski (Poland)
- 18.10 Potential markers of systemic toxicity induced by metal ions in patients with hip resurfacing
G. Tedesco, M. Cadossi, L. Savarino, A. Mazzotti, A. Sambri, N. Baldini, S. Giannini (Italy)
- 18.16 Effect of impact assembly on the interface deformation and fretting corrosion of modular hip tapers: an in vitro study
A. Panagiotidou, T. Cobb, J. Meswania, J. Skinner, A. Hart, F. Haddad, G. Blunn (United Kingdom)
- 18.22 What is the natural history of asymptomatic pseudotumours associated with metal-on-metal hip resurfacings?
G. Matharu, S. Ostlere, D. Murray, H. Pandit (United Kingdom)
- 18.28 Supercap approach in hip replacement after femoral neck fractures
M. Scaglione, L. Fabbri, E. Cei, F. Celli, F. Casella, G. Guido (Italy)
- 18.34 Use of a porous tantalum monoblock acetabular cup in primary THA: 10 to 15 year follow-up
R. Russo, V. Mastroianni, L. Tarducci, O. Galasso, G. Gasparini (Italy)
- 18.40 Acetabular spacers in two stage hip revision: does it worth? A controlled clinical trial
G. Burastero, G. Carrega, M. Basso, L. Cavagnaro, L. Felli (Italy)

18.45-19.30 OPENING CEREMONY

- 18.45 Welcome
F. Haddad (United Kingdom), **L. Zagra** (Italy)
- 18.50 The British Hip Society: a great legacy
J. Nolan (United Kingdom)
- 19.05 A concise overview of the hip surgery in Italy
R. Giacometti Ceroni (Italy)
- 19.20 Awards

7.45-8.30 INSTRUCTIONAL COURSE
MANAGEMENT OF THA DISLOCATION
Chairman: **R. Rossi** (Italy)

- 7.45 Diagnosis and prevention
F. D'Angelo (Italy)
- 8.00 Treatment
S.A. Jones (United Kingdom)
- 8.15 Discussion

7.45-8.30 INSTRUCTIONAL COURSE
INDICATIONS, TECHNIQUES AND OUTCOMES OF HIP
ARTHROSCOPY
Chairman: **M. Bankes** (United Kingdom)

- 7.45 Indications
J. Witt (United Kingdom)
- 7.57 Techniques
N. Santori (Italy)
- 8.09 Outcomes
V. Khanduja (United Kingdom)
- 8.21 Discussion

7.45-8.30 INSTRUCTIONAL COURSE
THA in DDH
Chairman: **R. Binazzi** (Italy)

- 7.45 The acetabulum
J. O'Hara (United Kingdom)
- 8.00 The femur
G. Grappiolo (Italy)
- 8.15 Discussion

8.30-9.26 ORAL PRESENTATIONS**MODULARITY AND TAPER**Chairmen: **G. Blunn** (United Kingdom), **C. Castelli** (Italy)

- 8.30 Fretting and corrosion - what are the influencing factors?
T. Pandorf, S. Kurtz*, **R.M. Streicher**** (Germany, *USA, **Switzerland)
- 8.37 Femoral head taper corrosion assessment of a 19-year retrieval database
P. Aldinger, J. Cartner*, **C. Li***, **D. Collins***
(Memphis - USA, *United Kingdom)
- 8.44 Taper and bearing surface analyses of CoCrMo and oxidized Zr-2.5Nb heads after long-term hip simulator testing
C. Li, A. Parikh, V. Pawar* (United Kingdom, *USA)
- 8.51 Adverse reaction to metal debris in uncemented metal on polyethylene Accolade-Trident total hip replacement. A case series and literature review
C. Gee, W. Poole, D. Wilson, J. Gibbs, P. Stott (United Kingdom)
- 8.58 Stem-neck modular total hip arthroplasty: possible mechanical effects!
P. Antinolfi, M. Chillemi, G. Placella, A. Caraffa, G. Cerulli (Italy)
- 9.05 Recall ABGII modular system: Kaplan Meyer at maximum of 6 years in a series of 170 cosecutive patients: clinical results, MRI study, metal ions and patient-oriented results
A. Calistri, V. Calistri, S. Sarti, G. Giuliani, O. Moreschini, C. Villani (Italy)
- 9.12 Primary total hip arthroplasty with modular neck stems. Our experience at 8-year follow-up
L. Nuñez, A. Druetto (Argentina)
- 9.19 Early to mid-term results of an uncemented, modular, metal-on-metal total hip arthroplasty
M. Mitchell, B. Robinson*, **R. Brighton** (United Kingdom, *Australia)

9.26-10.30 ORAL PRESENTATIONS**METAL ON METAL**Chairmen: **R. Civinini** (Italy), **J. Skinner** (United Kingdom)

- 9.26 Differences in the management of metal on metal hips: international multi-disciplinary teams
R. Berber, A. Eskelinen*, **D. Kendoff****, **T. Board*****, **Y.-M. Kwon*****, **D. Padgett*****, **R. Carrington**, **J. Miles**, **J. Skinner**, **A. Hart**
 (United Kingdom, *Finland, **Germany, ***USA)
- 9.33 How should we follow-up asymptomatic metal-on-metal hip resurfacing patients? A prospective longitudinal cohort study
G. Matharu, A. Low, S. Ostlere, D. Murray, H. Pandit
 (United Kingdom)
- 9.40 Conditions influencing cobalt and chromium circulating ions level in metal-on-metal patients
A. Beraudi, S. Stea, D. De Pasquale, S. Catalani, M. Baleani, B. Bordini, M. Amabile, S. Canaider, E. Guerra, A. Toni (Italy)
- 9.47 The problem of metal on metal, our experience in 59 cases
A. Spreafico, G. Pavone, C. Castelli, U.E. Pazzaglia, G. Zarattini (Italy)
- 9.54 557 metal-on-metal corail-pinnacle total hip replacements with 36 mm heads. A 5 year follow up: levels of ARMD remain low despite a comprehensive screening program
A. Atrey, N. Hussain*, **A. Shepherd, S. Young**
 (United Kingdom, *Canada)
- 10.01 Mid terms results of 486 Conserve Plus® hip resurfacings. Medium follow up at 7.2 years
V. Bellotti, C. Cardenas, E. Astarita, E. Moya, F. De Meo, M. Ribas
 (Spain)
- 10.08 Hip arthroplasty with metal-on-metal tribology: 10-year follow-up and ionic release trend in 36 mm head implants
R. Sangaletti, F. Barbieri, C.C. Castelli (Italy)
- 10.15 Medial calcar erosion is associated with synovial thickness in patients with ASR XL total hip arthroplasty
R. Madanat, O. Rolfson, G. Donahue, D. Hussey, H. Potter, R. Wallace*, **O. Muratoglu, H. Malchau** (USA, Australia)
- 10.22 Metasul 28 mm MoM total hip replacements; adverse reaction to metal debris incidence & outcome at 10 years
S. Singh, R. Kotwal, P. Roberts (United Kingdom)

8.30-9.26 ORAL PRESENTATIONS**REVISION**Chairmen: **J. Latham** (United Kingdom), **B. Moretti** (Italy)

- 8.30 One fifth of revision acetabular components re-revised for symptomatic aseptic loosening do not meet radiological criteria of loosening
C. De Ieso, S. Callary*, **K. Costi***, **J. Abrahams***, **L.B. Solomon***, **D. Howie*** (Italy, *Australia)
- 8.37 An algorithmic approach to acetabular component removal, in case of intra-pelvic cup migration
R. Civinini, V. Berti, C. Corvino, M. Villano, M. Innocenti (Italy)
- 8.44 The use of balloon catheter into the infrarenal aorta for prevention of massive hemorrhage during revision hip replacement at high risk: a case report
F. Niccolai, P.D. Parchi, E. Bonicoli, L. Andreani, M. Lisanti (Italy)
- 8.51 Reconstruction of failed acetabular component in the presence of severe acetabular bone loss: a systematic review and pooled analysis
A. Volpin, S. Konan, F. Haddad (United Kingdom)
- 8.58 Impaction bone grafting using a 50:50 composite of morselised allograft and demineralised bone matrix in comparison with bone graft alone for revision hip arthroplasty
R. Mohammed, A. Fadulelmola, P. Siney, B. Purbach (United Kingdom)
- 9.05 Multiple revision hip arthroplasty: 30 years of aseptic loosening
A. Haldar, S. Khan, J. Davidson, R. Pollock, J. Miles, R. Carrington, W. Aston, J. Skinner, T. Briggs (United Kingdom)
- 9.12 Revision acetabular reconstruction in Paprosky II c and III A,B lesions
V. Murylev, G. Kavalerskiy, Y. Rukin, A. Muzychenkov (Russia)
- 9.19 The use of dual mobility components in revision total hip arthroplasty
G. Anania (Italy)

9.26-10.30 ORAL PRESENTATIONS INFECTION

Chairmen: **M. Mariconda (Italy), A. Thomas (United Kingdom)**

- 9.26 "Infection compliance" ... A system to link data about patients with infected joint replacements
K. Tucker, I. McNamara, M. Pickford, R. Armstrong (United Kingdom)
- 9.33 Analysis of the risk factors predisposing to periprosthetic hip infection and treatment options
F. Donati, M. Fantoni, M. Saracco, G. Cerulli, G. Logroscino (Italy)
- 9.40 Acute late infection in metal-on-metal hip arthroplasty: another severe complication?
R. Macnair, S. Parker, E. Clatworthy, M. Maheson, H. Hughes, A. John, S. Jones (United Kingdom)
- 9.47 The role of novel inflammatory biomarkers in the diagnosis and prognosis of periprosthetic joint infection: a prospective cohort study
F. Randelli, M. Brioschi, S. Favilla, D. Maglione, F. Pace, M. Corsi, E. Galliera (Italy)
- 9.54 "Synovasure" are we really sure?
E. Martin, F. Qamar, A. Ng, L. Koch, A. Shetty (United Kingdom)
- 10.01 The outcome of two-stage revision for infected total hip arthroplasty in a tertiary centre
V. Punjabi, M.S. Ibrahim, F.S. Haddad (United Kingdom)
- 10.08 Does cemented or cementless single-stage exchange arthroplasty of chronic periprosthetic hip infections provide higher infection eradication rates than a two-stage? A systematic review
D. George, N. Logoluso*, S. Scarponi*, F. Haddad, C. Romano*
(United Kingdom, *Italy)
- 10.15 Partial implant retention in revision hip arthroplasty for infection
M. El-Husseiny, F. Haddad (United Kingdom)
- 10.22 Acetabular reconstruction using tantalum augments and impaction graft in single stage revision for periprosthetic infection
A.M. Ebied, A.A. Ebied (Egypt)

8.30-9.26 ORAL PRESENTATIONS**TRAUMA (part 1)**Chairmen: **G.M. Calori (Italy), T. Waters (United Kingdom)**

- 8.30 Surgical hip dislocation for the management of irreducible posterior hip dislocation with femoral head fracture: a case series
K. Gharanizadeh, M. Abolghasemian (Iran)
- 8.37 Minimal-invasive posterior approach in the treatment fractures of the acetabulum: the Italian experience, considerations and indication after 10 years
R. Spagnolo, F. Caroli, P. Capitani, G.A. La Maida, F. Sala, F. Bove, F. Luceri (Italy)
- 8.44 Techniques for reduction of acetabular fractures involving the quadrilateral plate
A. Panella, F. Fortunato, C. Mori, G. Solarino, R. Pascarella, B. Moretti (Italy)
- 8.51 Acute fixation and total hip replacement for the management of acetabular fractures in patients over 55
M.H. Arshad, F. Malagelada, P. Bates, P. Culpan (United Kingdom)
- 8.58 Delayed total hip arthroplasty after acetabular fracture
A. Pantalone, D. Vanni, M. Guelfi, F. Fascione, E. Andreoli, A. Belluati, V. Salini (Italy)
- 9.05 Clinical outcome and survival of total hip arthroplasty after acetabular fracture: a case-control study
J. Waddell, D. Jan Moojen*, Z. Morison, A. Nauth, J. Hall, M. McKee, E. Schemitsch (Canada, *The Netherlands)
- 9.12 Minimally invasive posterior-lateral approach with superior capsulotomy vs conventional posterior-lateral approach in medial femoral neck fractures in elderly. A retrospective study
N. Capuano, F. Carbone, A. Del Buono, F. Sadile (Italy)
- 9.19 Orthopaedic surgery for fracture of hips in a mixed-use emergency theatre – Does it compromise patients' interest?
S. Agarwal, O. Khan, M. Lemon (United Kingdom)

9.26-10.30 ORAL PRESENTATIONS**TRAUMA (part 2)**Chairmen: **F. Biggi (Italy), J. Palan (United Kingdom)**

- 9.26 Dislocation and complications after THR for acute femoral neck fractures
A. Turaev, A. Radhakrishnan, N. Shah (United Kingdom)
- 9.33 The experience of dual mobility cup total hip arthroplasty in patients with fractured neck of femur
S.J. Bonczek, M. Bhamra, A. Ng (United Kingdom)
- 9.40 Retentive cup arthroplasty in selected hip fracture patients - A prospective series followed for a two year minimum follow-up period
M. Yassin, A. Garti, M. Khatib, M. Weisbrot, D. Robinson (Israel)
- 9.47 Outcome of dislocation after hemiarthroplasty - A retrospective review in two district general hospitals
D. Baskaran, S. Jehan, I. Burkinshaw, A. Ng, D. Omonbude, F. Howell, T. Bagga (United Kingdom)
- 9.54 Dynamic locking plate vs simple cannulated screws for nondisplaced intracapsular hip fracture: a comparative study
Y. Warschawski, N. Snir, E. Steinberg (Israel)
- 10.01 Internal fixation of intracapsular neck of femur fractures - Two-hole DHS or cannulated hip screws?
S. Woods, I. Vidakovic, A. Al-Mothenna, R. Mayahi (United Kingdom)
- 10.08 Intramedullary nails versus extramedullary implants for extracapsular hip fractures: 1-year mortality and perioperative bleeding in a comparative retrospective study of 615 patients
A. Angeloni, M. Begnini, D. Gaddi (Italy)
- 10.15 Clinical outcome of peritrochanteric fractures treatment with an antergrade trochanteric static lag screw nail (InterTAN)
P. Karampinas, J. Vlamis, E. Papadelis, E. Kavroudakis, S. Pneumaticos (Greece)
- 10.22 Intramedullary fixation of complex fractures in proximal femur
N. Tzachev, N. Ivanov, N. Hariskov, A. Iotov (Bulgaria)

8.30-9.26 ORAL PRESENTATIONS**THA IN DDH**Chairmen: **L. Marega** (Italy), **R. Treacy** (United Kingdom)

- 8.30 Cementless threaded cups in combination with/without cotyloplasty for the treatment of hip dysplasia - 12-22 year follow up. An independent study
S. Kutty, N. Poullos*, **S. Todorov****, **N. Bohler***
(United Kingdom, *Austria, **Bulgaria)
- 8.37 Cementless acetabular reconstruction in dysplastic hips: five year results of total hip arthroplasty using the 15 degrees face changing cup
M. Puthiya Veetil, A. Ward, E. Smith (United Kingdom)
- 8.44 Custom made 3D printed acetabular augments for primary THA in severe hip dysplasia
K. Govaers, J. Robberecht (Belgium)
- 8.51 MODULUS stem for developmental hip dysplasia: Long-term follow-up
L. Perticarini, S.M.P. Rossi, F. Benazzo (Italy)
- 8.58 Cementless cone stem and metal-on-metal articulating surface for the treatment of arthritis following congenital hip disease
R. Binazzi (Italy)
- 9.05 Total hip arthroplasty with shortening osteotomy in CROWE type III-IV developmental dysplasia
G. Vicenti, G. Rollo, M. Carrozzo, G. Picca, B. Moretti, G. Solarino (Italy)
- 9.12 Long term results of the Charnley low-friction arthroplasty with bulk autograft of the femoral head for developmental dysplasia of the hip
D. Shaw, V. Raut, P. Bobak, P. Siney, H. Wynn Jones, T. Board, M. Wroblewski (United Kingdom)
- 9.19 Clinical outcome of total hip arthroplasty (THA) after iliofemoral distraction in hip dislocations
S. Bondarenka, M. Akonjom, V. Filipenko (Ukraine)

9.26-10.30 ORAL PRESENTATIONS**PRIMARY THA (part 1)**Chairmen: **F. Falez** (Italy), **J. Miles** (United Kingdom)

- 9.26 The influence of obesity in cup positioning during total hip replacement
M. Franceschini, F. Calabrò, G.V. Mineo, M.M. Parrini (Italy)
- 9.33 An anatomical study supporting postero-inferior placement of elevated liners for hip replacement
D. Mitchell, L. MacDonald, N. Eizenberg (Australia)
- 9.40 Dare you still use screws? Prospective densitometric study on Trabecular Titanium™ with screw fixation periacetabular osseointegration: outcomes at 1-years follow-up
M. Mizushima, R. Ichikawa, T. Tokashiki, K. Yonemori (Japan)
- 9.47 Modular trabecular titanium cups in complex primary cases
B. Steno (Slovakia)
- 9.54 Our experience in primary THA using Delta cup TT
M. Gramazio, G. Cattaneo, E. Carriere, A. De Caro (Italy)
- 10.01 Minimum three-years clinical and radiographic results of a novel, porous-coated press-fit, tapered titanium hip stem
A. Lilikakis, L. Kritharis, E. Michelinakis (Greece)
- 10.08 Second generation tapered femoral cementless stem in total hip arthroplasty: a minimum 15-year follow-up study
i. De Martino, P. Sculco, R. D'Apolito*, V. De Santis*, G. Gasparini* (USA, *Italy)
- 10.15 Excellent mid-term results of the porous and hydroxyapatite coated Bi-Metric femoral stem
J. Griffiths, Z. Borton, S. Cheung, T. Briant-Evans, J. Britton, G. Stranks (United Kingdom)
- 10.22 10-year clinical outcomes following THR with the Müller low profile cup
A. Unnithan, J. Nutt, P. Mitchell, J. Rosson (United Kingdom)

10.30-10.45 *Coffee break*

10.30-11.40 RESIDENTS' SESSION**CONSERVATIVE AND TRAUMA**Chairman: **M. Lisanti** (Italy), **E. Turhan** (Turkey)

- 10.30 Extracapsular vs standard approach in hip arthroscopy: our experience
M. Scorianz, P.O. Di Benedetto, A. Fiocchi, E. Di Benedetto, A. Causero (Italy)
- 10.37 Hip arthroscopy - A new vision about the hip pathology. 3 years experience with the out-inside technique
J. Esteves, P. Simas, J. Pinto, R. Ferreira, D. Pinto, M. Tapadinhas (Portugal)
- 10.44 Surgical dislocation for pediatric and adolescent hip deformity
N. Guindani, O. Eberhardt*, T. Wirth*, M.F. Surace, P. Cherubino, F.F. Fernandez* (Italy, Germany)
- 10.51 The management of osteonecrosis of the femoral head: current practice of members of the British Hip Society
H. Colaco, J. Davidson, D. Davenport, M. Norris, M. Bankes, Z. Shah (United Kingdom)
- 10.58 Capsular detensioning in hip osteoarthritis
G. Placella, A. Speziali, M. Chillemi, M.M. Tei, G. Cerulli (Italy)
- 11.05 The influence of acetabular and proximal femoral morphology on the femoral neck and trochanteric fractures
A. Tokyay, M. Güven, M.E. Encan, E. Okay (Turkey)
- 11.12 Rethinking of tip apex distance with a new cephalomedullary nailing device (PFNA) for hip fracture fixation
K. Singiseti (United Kingdom)
- 11.19 Shortening and varus collapse after femoral neck fractures in young patients
R. Carbonell Escobar, R. Fernandez Fernandez, E. Gil Garay (Spain)
- 11.26 The use of cable plating and a single strut allograft in the treatment of periprosthetic femoral fractures
J. Manara, J. Mathews, H. Sandhu (United Kingdom)
- 11.33 The effect of delay to surgery on outcome and length of stay following periprosthetic fracture around the hip
S. Johnson-Lynn, A. Ngu, J. Holland, I. Carluke, P. Fearon (United Kingdom)

11.40-12.45 RESIDENTS' SESSION**PRIMARY THA AND COMPLICATIONS**Chairmen: **A. Atrey** (United Kingdom), **B. Moretti** (Italy)

- 11.40 Italian Version of University of California at Los Angeles (UCLA) Activity Score: cross-cultural adaptation
L. Di Martino, A. Calistri, M.D. Gurzi, M. Bove, K. De Smet*,
C. Villani (Italy, *Belgium)
- 11.47 The arthroplasty discharge scoring system for fast-track total hip arthroplasty: a pilot study
V. Franceschini, M. Ponti, D. Bartoli, F. Soviero, A. Baldini (Italy)
- 11.54 The Puglia Register of Hip Prosthetic Implants. A five-years experience
G. Maccagnano, G. Solarino, S. Mudoni, M.T. Balducci,
C. Germinario, M. Carrozzo, B. Moretti (Italy)
- 12.02 Is there a role for the periarticular injection in decreasing post operative pain and length of inpatient stay in primary total hip arthroplasty?
Y. Mirza, A. Ramesh, F. Haddad (United Kingdom)
- 12.09 Hip direct anterior approach - A natural evolution. From Watson-Jones to anterior approach with bikini line incision
J. Esteves, P. Simas, J. Pinto, J. Protásio, R. Ferreira, M. Tapadinhas (Portugal)
- 12.16 Revision total hip arthroplasty: diagnosing prosthetic joint infection, is hip aspiration culture study useful?
A. Radhakrishnan, A. Turaev, A. Fadulemola, H. Nagai, P. Kay (United Kingdom)
- 12.23 The use of Synovasure® PJI in the diagnosis of periprosthetic joint infections: first experiences
F. Randelli, S. Favilla, M. Brioschi, D. Maglione, C. Galante, F. Pace,
O. Visentin, P. Randelli (Italy)
- 12.30 Atypical THR infections, management
A. Façanha (Portugal)
- 12.37 Uncommon surgical solutions to treat lower limbs dismetries exceeding 4 centimeters, subsequent to multiple prosthetic failures
L. La Verde, D. Ortolà Morales, D. Fenga, A. Merenda, G. Miloro,
M.A. Rosa (Italy)

10.45-11.15 CROSS-FIRE**ONE STAGE VS TWO STAGE: CHANGING THE STANDARD OF TREATMENT OF INFECTED THA?**Chairman: **I. Stockley** (United Kingdom)10.45 One stage
F. Haddad (United Kingdom)10.52 Two stage
C.L. Romanò (Italy)

10.59 Debate

11.05 Discussion

11.15-12.15 SYMPOSIUM**TAPEROSIS**Chairmen: **F. Haddad** (United Kingdom), **L. Zagra** (Italy)11.15 What is the problem and patient evaluation
J. Latham (United Kingdom)11.27 Lessons from retrievals and newest guidelines
J. Skinner (United Kingdom)11.39 New insights from histological analysis
G. Perino (USA)11.51 Treatment and outcomes interventions
S.A. Jones (United Kingdom)

12.03 Discussion

12.15-12.45 CROSS-FIRE**FEMORAL NECK MODULARITY: STILL JUSTIFIED?**Chairman: **M. Villano** (Italy)12.15 Monoblock
G. Blunn (United Kingdom)12.22 Modular
P. Cavaliere (Italy)

12.29 Debate

12.35 Discussion

12.45-13.05 LECTURE

Tumours of the hip: current and future solutions

R. Capanna (Italy)**13.05-14.20 INDUSTRY SYMPOSIA** (see page 74 and 75)**14.20-15.20 SYMPOSIUM****REVISION OF THE ACETABULAR SIDE**Chairmen: **F. Benazzo** (Italy), **J. Waddell** (Canada)14.20 Cages and related solutions
M. d'Imporzano (Italy)14.28 Is iliac stability still an option?
G. Pignatti (Italy)14.36 Cementless solutions including augments: a critical analysis
A. Manktelow (United Kingdom)14.44 The role of cement
P. Kay (United Kingdom)14.52 An original technique: reinforced cement under pressure
P. Garosi (Italy)15.00 Customization of acetabular implant: the near future?
I. Stockley (United Kingdom)

15.08 Discussion

15.20-16.20 SYMPOSIUM**TREATMENT OF PROXIMAL FEMORAL FRACTURE**Chairmen: **A. Capone** (Italy), **R. Field** (United Kingdom)

- 15.20 Update on fixation of intra-capsular femoral fractures
A. Massè (Italy)
- 15.30 Hemiarthroplasty: should cement be used every time?
A.J. Timperley (United Kingdom)
- 15.40 Hemiarthroplasty: what about cementless stems?
S. Giannini (Italy)
- 15.50 THA vs Hemiarthroplasty
J. Waddell (Canada)
- 16.00 Hip arthroplasty in emergency
M. Lisanti (Italy)
- 16.10 Discussion
- 16.20-16.35 *Coffee Break*

14.20-15.23 RESIDENTS' SESSION**PRIMARY THA AND TRIBOLOGY**

Chairmen: **T. Briant-Evans** (United Kingdom), **G. Solarino** (Italy)

- 14.20 Body Mass Index, wound fat depth and radiographic acetabular inclination in total hip arthroplasty
O. Diamond, E. McKeever, D. Beverland (United Kingdom)
- 14.27 Metal on metal total hip replacement: our experience at mid-term follow-up
S. Gioitta Iachino, V. Pavone, L. Costarella, F.R. Evola, S. Avondo, G. Sessa (Italy)
- 14.34 Metallosis in total hip arthroplasty: an experimental comparative study in three different bearings
A. Zaia, L. Todros, A. Pozzuoli, A. Berizzi, R. Marin, C. Iacobellis (Italy)
- 14.41 The direct anterior approach total hip arthroplasty learning curve: evaluation of the first 70 cases
N. Kurinčič, K. Cerneka (Slovenia)
- 14.48 Is minimally invasive anterior approach to the hip related to high risk of heterotopic ossification? A clinical and radiographic assessment
M. Basso, M. Formica, C. Concina, V. Alecci, F.M. Franchin (Italy)
- 14.55 Clinical and functional outcomes following primary total hip replacement using a minimally invasive lateral approach
S. Jain, D. Leeder, N. Shah, A. George (United Kingdom)
- 15.02 Early results of a conservative hip stem
M. Rizzo, A. Bernasconi, S. Cerbasi, P. Recano, G. Grillo, M. Mariconda (Italy)
- 15.09 New design for double tapered stem (Modulus R): preliminary results
A. Padolino, L. Perticarini, F. Benazzo (Italy)
- 15.16 Survival analysis of primary total hip arthroplasty with Trabecular Metal cups: a single centre experience and systematic review of the literature
G. Maggi, F. Magli, L. Matascioli, G. Ussia, P.L. Scialabba D'Amico (Italy)

15.23-16.26 RESIDENTS' SESSION**REVISION**Chairmen: **F. Haddad** (United Kingdom), **G. Zatti** (Italy)

- 15.23 A minimum of 10-years follow-up of the Burch-Schneider cage and bulk allografts for the revision of acetabular bone loss
A. Iudica, G. Trivellin, I. Bonetti, A. Sandri, D. Regis, B. Magnan (Italy)
- 15.30 Trabecular metal for acetabular defects in hip revision surgery. Short term clinical and radiographic evaluation
G. Marongiu, A. Campacci, A. Capone (Italy)
- 15.24 The role of TMT and the bone defect management in the acetabular replacement
D. Vanni, A. Pantalone, D. D'Adamo, F. Fascione, E. Andreoli, A. Belluati, V. Salini (Italy)
- 15.44 Late results of acetabular impaction grafting in revision hip replacement using whole femoral head allograft and retaining the articular cartilage
E. Drampalos, A. Fadulelmola, J. Hodgkinson (United Kingdom)
- 15.51 Dual mobility acetabular components for revision of metal on metal total hip arthroplasty
M. Mancini, I. Felici, G. Munz, M. Villano, R. Civinini, M. Innocenti (Italy)
- 16.58 Trochanter sparing extended anterior femoral osteotomy: a novel technique in revision total hip arthroplasty
A. Jalgaonkar, S. Trakru (United Kingdom)
- 16.05 Results after revision of the stem in periprosthetic fractures of the hip
T. Corsini, G. Ziveri, M. Pompili, F. Pogliacomi, F. Ceccarelli (Italy)
- 16.12 Two stage revision with preformed spacers in infected hip arthroplasty
S. Fozzato, D. Tanas, A. Testa, F. D'Angelo, P. Cherubino (Italy)
- 16.16 Megaprotheses of the proximal femur: could functional outcome be comparable between oncology and complex revision?
P. Pellegrino, M. Schirò, A. D'Amelio, U. Albertini, M. Boffano, R. Piana (Italy)

16.35-17.31 ORAL PRESENTATIONS**SHORT STEMS**Chairmen: **G. Grappiolo** (Italy), **S. Madan** (United Kingdom)

- 16.35 A new short stem for total hip arthroplasty in combination with the direct anterior approach: preliminary 2 year results of a prospective study in a single institution
N. Helmy (Switzerland)
- 16.42 Direct anterior approach and short femoral stem for primary total hip arthroplasty. Mid-term outcome in 500 cases
A. Asparuhov, J. Valeshkov (Bulgaria)
- 16.49 Indications and early functional outcomes of a metaphyseal short stem
M. Giannini, L. Bianchi, L. Zagra (Italy)
- 16.56 The Silent™ hip, neck only prosthesis in primary hip arthroplasty: a prospective study - minimum 2 year follow up
L. Jeyaseelan, S. Kutty (United Kingdom)
- 17.03 A prospective study of a novel neck preserving stem: early clinical results
P. Budassi, D. Signorelli, F. Falez, L. Marega, A. Massè, C. Brancalone (Italy)
- 17.10 Bone remodelling around short metaphyseal implant in total hip arthroplasty: a DEXA study with 3 years of follow up
C. D'arrigo, S. Scapellato, R. Alonzo, S. De Sanctis, S. Frontini, A. Ferretti (Italy)
- 17.17 Mid-term clinical and radiographic outcomes with a neck-preserving femoral stem
G. Rinaldi, D. Capitani, A. Giandomenico, S. Burelli (Italy)
- 17.24 Mini hip arthroplasty: review of clinical outcomes at a UK centre
K. Goswami, K. Harvey, J. Masters, C. Hill, R. King, M. Cronin, U. Prakash, S.J. Krikler, P. Foguet (United Kingdom)

17.31-18.35 ORAL PRESENTATIONS**SHORT STEMS AND TECHNIQUES**

Chairmen: **F. Haddad** (United Kingdom), **M. Villano** (Italy)

- 17.31 Differences in intramedullary fitting pattern between fit-and-fill type short stem and tapered short stem
S. Tamura, K. Nakata, M. Kitada, H. Owaki, T. Fuji (Japan)
- 17.38 Biomechanical considerations in a malpositioned short stem hip implant: 5 years mid-term results
S. Barreca, D. Fenga, G. Epasto, M.A. Rosa (Italy)
- 17.45 Does the surgical approach influence digital templating accuracy in THA using a short modular stem?
A. Manzotti, A. Corriero, N. Confalonieri (Italy)
- 17.52 Fitmore® hip stem: our experience - X-ray, clinical and functional results
M. Candela, A. Cundari, G. Gentile, F. Martire, A. Crescibene (Italy)
- 17.59 Fourth generation cementing technique with a novel short-stem in primary total hip arthroplasty
L. Marega, P. Gnagni (Italy)
- 18.06 Mid term results of a short cemented femoral component
N. Santori, D. Potestio, A. Bertino, F.S. Santori (Italy)
- 18.13 Robotic surgery applied to total hip arthroplasty: preliminary results and technical notes
P. Caldora, P. Ciampalini, P. Guastafierro, D. Lup, R. Redi, P. De Biase (Italy)
- 18.20 Dysmetry after hip arthroplasty
G. Miloro, A. Merenda, G. Restuccia, V. Sessa, M.A. Rosa (Italy)
- 18.27 Bilateral total hip arthroplasty: one-stage versus two-stage procedure
A. Taheriazam, F. Safdari (Iran)

16.35-17.31 ORAL PRESENTATIONS**PRACTICE AND OUTCOMES**Chairmen: **P. Antinolfi (Italy), S.A. Bini (USA)**

- 16.35 A new method to assess and quantify learning curve in hip arthroplasty
T. Aulakh (United Kingdom)
- 16.42 Best practice in total hip arthroplasty: review of surgical practice based on the British National Joint Registry Standardised Revision Ratio
W. Manning, J. Holland, P. Baker, P. Howard, P. Gregg (United Kingdom)
- 16.49 Survey of UK consultant orthopaedic surgeons on surgeon specific data in orthopaedic surgery: a pilot study
U. Ahmed, S. Malik, O. Jarra, Z. Shah, W. Hart, D. Dunlop (United Kingdom)
- 16.56 Technology optimised enhanced recovery solutions improve outcomes in total hip (THA)
P. Jayakumar, C. Vicki, J. Cope, B. Marcus, E. Peter, Z. Shah (United Kingdom)
- 17.03 The relationship between patient educational attainment and THA outcomes: a cohort study
L. Conway, W. Leong, N. Goodson, N. Prospero, J. Rao (United Kingdom)
- 17.10 YouTube as a source of patient information for total hip replacement surgery
T. Bowers, M. Dodd, D. Woodnutt (United Kingdom)
- 17.17 Assessing hospital cost of joint arthroplasty
F. Boniforti (Italy)
- 17.24 How granular should your joint registry to be?
K. Tucker, M. Porter, C. Newell, M. Pickford (United Kingdom)

17.31-18.35 ORAL PRESENTATIONS**BLOOD LOSS, DVT PROPHYLAXIS AND PERIOP MANAGEMENT**Chairmen: **A. Blom** (United Kingdom), **M. Gramazio** (Italy)

- 17.31** The effect of tranexamic acid on transfusion rates, length of hospital stay in total joint arthroplasty
J. Waddell, G. Hare, J. Baker, K. Pavenski, E. Schemitsch (Canada)
- 17.38** Local use of tranexamic acid in patients undergoing hip or knee arthroplasty to minimize the blood loss
M. Mahran, H. Bakr, A. Abdel-Aal (Egypt)
- 17.45** Topical use of tranexamic acid in total hip arthroplasty. A prospective randomized controlled trial
F. Haenen, J. Feyen, W. Vandesande (Belgium)
- 17.52** A novel approach to control pain following total hip replacement
M. Salhab, D. Macdonald, P. Kimpson, J. Freeman, T. Stewart, M. Stone (United Kingdom)
- 17.59** The diagnosis of pulmonary embolism in orthopaedic patients at the PAH
V. Pace, A. Sharma, U. Ramkumar (United Kingdom)
- 18.06** Venous thromboembolism after lower limb arthroplasty- Does chemical prophylaxis reduce the risk?
k. Malhotra, J. Marciniak, S. Bonczek, N. Hunt (United Kingdom)
- 18.13** Comparative effectiveness and safety of aspirin in the prevention of venous thromboembolism following elective total joint replacement
G. Cafri, M. Khatod, S.A. Bini, M. Inacio (USA)
- 18.20** Is extended venous thromboembolism prophylaxis being prescribed correctly after elective total hip and knee arthroplasty and fracture neck of femur surgery?
Z. Mughal, S. Guo, S. Al-Ali, R. Sofat (United Kingdom)
- 18.27** Renal failure in post-operative lower limb primary arthroplasty patients
I. Russo, K. Ferguson, A. Winter, G. Holt (United Kingdom)

16.35-17.31 ORAL PRESENTATIONS**TRAUMA (part 3)**Chairmen: **E. Bonicoli (Italy), S. West (United Kingdom)**

- 16.35 Primary hip prosthesis after failed internal fixation
F. Biggi (Italy)
- 16.42 Follow-up of 810 consecutive titanium hydroxyapatite coated uncemented stem hemiarthroplasties for neck of femur fractures
S.Z. Nawaz, A.J. Keightley, J. Granville-Chapman, K. Newman, D.S. Elliott, A. Khaleel, S.Y. Cho (United Kingdom)
- 16.49 Bipolar hemiarthroplasty using anterior approach in elderly patients with femoral neck fracture - Faster rehabilitation, less complication
J. Mortazavi, R. Mostafavi Tabatabaee, A. Javaheri, N. Salehi (Iran)
- 16.56 Hemiarthroplasty versus total hip arthroplasty for the treatment of femoral neck fractures. A prospective comparative study
G. Orabona, S. Cerbasi, G.G. Costa, P. Recano, M. Misasi, M. Mariconda (Italy)
- 17.03 Outcomes following total hip arthroplasty for neck of femur fractures
A. Ali, A. Khaleel, S.Z. Nawaz (United Kingdom)
- 17.10 Experience of a district general hospital in patients treated for fractured neck of femur with total hip arthroplasty - Is there a change in post-operative mobility?
Z. Ali, S. Ali, T. Kane (United Kingdom)
- 17.17 The "kapuziner intermedial" cup and uncemented bipolar head in the surgical treatment of medial fractures of the femoral neck in the large elderly patients. Preliminary considerations
G. Molinari, R.M. Capelli, V. Galmarini (Italy)
- 17.24 Is there a difference in acetabular component orientation and post-operative dislocation between elective and trauma total hip replacements?
S. Hirri, T. Kane (United Kingdom)

17.31-18.35 ORAL PRESENTATIONS**MANAGEMENT AND COMPLICATIONS OF TRAUMATIC PATIENTS**Chairmen: **M. Berlusconi** (Italy), **J. Nolan** (United Kingdom)

- 17.31** The assessment of standards of patient care following total hip replacement in fractured neck of femur: a comparative study
A. Ng, A. Hamam, J. Barclay, Z. Hashim (United Kingdom)
- 17.38** The Swindon Hip Complexity Score validation
K. Elsarafy, T. Kamal, S. Deo, J.-H. Kuiper (United Kingdom)
- 17.45** A systematic review of pain assessment and analgesia in patients with cognitive impairment and neck of femur fractures
J. Palan, C. Yates, K. Dyson, W. Wignadasan, W. Eardley, J. Mangwani, P. Smitham (United Kingdom)
- 17.52** 30 day readmission rate of patients managed for neck of femur fracture; a population based tool for targeted long term management
I. Igah, A. O'Gorman, R. Hughes, R. Edward (United Kingdom)
- 17.59** Analysis of A.S.A. score in geriatric hip fractures as a predictive factor for complications and readmission in hospital
G. Kastanis, K. Alpantaki, K. Ziogas, J. Sperelakis, P. Kapsetakis, P. Katsoulis, K. Balalis (Greece)
- 18.06** A fall in estimated glomerular filtration rate is a positive predictive risk factor for 30 day mortality in fractured neck of femur patients. A retrospective analysis
G. Silk, N. Vetharajan (United Kingdom)
- 18.13** Hip fractures and anticoagulation: the effectiveness of warfarin reversal
O. Shastri, A. Ramasamy, P. Grice, C. Hill, J. Jonathan Luscombe (United Kingdom)
- 18.20** Prospective study of a new dual mobility cup model: comparison of survey and efficacy within degenerative cases and fractures using total hip arthroplasty with dual mobility cup
A. Ferreira, L. Descamps, G. Dhéry, J.-L. Prudhon, J.-M. Puch, F. Steffan (France)
- 18.27** Unusual complication following total hip replacement
G. Volpin, J. Hakim (Israel)

16.35-17.31 ORAL PRESENTATIONS**PREOP PLANNING AND POSTOP EVALUATION THA**Chairmen: **C. D'Arrigo** (Italy), **R. Raman** (United Kingdom)

- 16.35 Are the inflammatory markers (erythrocyte sedimentation rate, C-reactive protein, procalcitonin) a good screening for total hip arthroplasty? A multicentric study
G. Falzarano, A. Piscopo, P. Grubor*, A. Medici, G. Errico, M. Grubor*, R. Franzese, A. Falzarano, M. Pavone**, L. Meccariello** (Italy, *Bosnia and Herzegovina, **Romania)
- 16.42 MRI evaluation as preoperative exam for predicting post-operative unsatisfactory results in patients with total hip arthroplasty
A. Vadalà, L. Proietti, P. Serlorenzi, R. Alonzo, P. Di Sette, S. De Sanctis, C. D'Arrigo, A. Ferretti (Italy)
- 16.49 The patient specific template for the femoral neck cut and the adjustment of stem alignment in short stem
M. Kitada, K. Nakata, S. Tamura, H. Owaki, T. Fuji (Japan)
- 16.56 Accurate anatomic restoration in primary total hip replacement with 3-D-hip-planning
U. Rebers (Malta)
- 17.03 The accuracy of restoration of the femoral head centre of rotation in the anteroposterior plane after uncemented total hip arthroplasty, a CT based study
A. Rajpura, T. Ait Si Selmi*, T.N. Board (United Kingdom, France)
- 17.10 Marker-free and automated computer tomography based spatial analysis tool to quantify hip arthroplasty stem migration. Development and validation
T. Scheerlinck, M. Polfliet, R. Deklerck, G. Van Gompel, N. Buls, K. Van Royen, J. Vandemeulebroucke (Belgium)
- 17.17 Densitometric evaluation of periprosthetic bone resorption after surgical placement of Accolade I TMZF hip stem at 36 months
P.D. Parchi, G. Ciapini, C. Mannucci, I. Castellini, S. Marchetti, S. Maffei, M. Lisanti (Pisa)
- 17.24 The correlation between femoral offset and clinical outcome
G. Toro, C. Grinberg, M. Gison, G. Calabrò, M. De Falco, A. Toro (Italy)

17.31-18.35 ORAL PRESENTATIONS**PRIMARY THA (part 2)**Chairmen: **N. Capuano** (Italy), **S. Kutty** (United Kingdom)

- 17.31 Functional outcomes of total hip arthroplasty in patients aged 30 years or less
R. Walker, M. Gee, F. Wong, Z. Shah, M. George, M. Bankes, A. Ajuied (United Kingdom)
- 17.38 Long-term results of total hip replacement in healthy under-30 patients. Results at a minimum of 10 years
D. Tradati, L.M.W. Gala, V. Fogliata, A.M. Querenghi, B.M. Marelli (Italy)
- 17.45 THA implant choice in young active patients under 60 years. Evidence in the last ten years
G. Sacchetti (Italy)
- 17.52 Total hip arthroplasty in juvenile idiopathic arthritis: a long term follow up with custom made implants
S.e. De Martinis, R. Viganò, S. Iori (Italy)
- 17.59 Total hip arthroplasty in rheumatoid arthritis: long-term follow-up with uncoated uncemented implants
S. Iori, R. Viganò, S.E. De Martinis (Italy)
- 18.06 Outcome of Charnley total hip replacements - Single centre experience
K. Sigamoney, C. Brignall (United Kingdom)
- 18.13 Our experience of hip replacement using the MAKO-RIO system (MAKOPLASTY)
P. Perazzini, A. Marangon, M. Montanari, F. Alberton, P. Sembenini (Italy)
- 18.20 Our experience in hip replacement with MAKO RIO system
P. Perazzini, A. Marangon, M. Montanari, P. Sembenini (Italy)
- 18.27 Long-term outcomes of hip arthroplasty with new Kaz.NIITO prosthesis
N. Batpenov, S. Baimagambetov, A. Batpenov (Kazakhstan)

18.35 SIDA GENERAL ASSEMBLY**18.35 BHS GENERAL ASSEMBLY**

ARTHROSCOPY

- P1** Results of arthroscopic treatment of femoro-acetabular impingement
D. Munegato, D. Molisani, G. Gridavilla, M. Pungitore, A. Carbone, M. Bigoni, G. Zatti (Italy)
- P2** Heterotopic ossification prophylaxis with Celecoxib in hip arthroscopy for femoroacetabular impingement
D. Munegato, D. Molisani, G. Gridavilla, M. Pungitore, A. Carbone, M. Bigoni, G. Zatti (Italy)
- P3** Femoroacetabular impingement: radiographic evaluation of evolution of risk factors in asymptomatic patients
C. D'arrigo, S. De Sanctis, R. Alonzo, S. Frontini, P. Di Sette, A. Ferretti (Italy)
- P4** Os acetabuli and femoro-acetabular impingement: etiology, incidence and treatment
D. Maglione, F. Pace, S. Favilla, C. Galante, P. Capitani, F. Randelli (Italy)
- P5** Hip arthroscopy in obese, a successful combination?
D. Haverkamp, N. Bech, S. Kodde (The Netherlands)
- P6** Is there any benefit with hip arthroscopy in Tönnis 2 hip cases? Results of 3 years experience
J. Esteves, P. Simas, J. Protásio, R. Ferreira, D. Pinto, M. Tapadinhas (Portugal)
- P7** Arthroscopically assisted treatment of tibial plateau fractures
A.S. Terinte, A.E. Badila, R.A. Radulescu (Romania)

PRIMARY CONSERVATIVE SURGERY

- P8** Re-orientation rotational acetabular osteotomy for osteoarthritis of the hip secondary to acetabular dysplasia
S. Nagoya, K. Tateda, S. Okazaki, M. Sasaki, M. Kaya, H. Onishi, I. Kosukegawa, J. Shimizu, T. Yamashita (Japan)
- P9** A calcium sulfate/calcium phosphate bioceramic in the treatment of osteonecrosis of the femoral head: kinetics of remodeling and clinical results
R. Civinini, C. Carulli, C. Martini, L. Nistri, M. Innocenti (Italy)
- P10** 3D hip dynamic simulation: is it useful to optimize surgical treatment of femoro-acetabular impingement?
C. Cardenas Nylander, E. Astarita, F. De Meo, V. Bellotti, E. Moya Gomez, M. Ribas Fernandez (Spain)
- P11** Femoroacetabular impingement treatment using anterior mini-open approach. Short-term results
J. Diranzo García, L. Castillo Ruipérez, V. Estrems Díaz, L. Hernández Ferrando, A. Bru Pomer (Spain)

- P12** 1 year follow-up of 100 patients after arthroscopic assisted mini-open approach for the treatment of femoroacetabular impingement
M. Ezechieli, H. Windhagen, T. Floerkemeier, L. Classen, O. Marin Peña*, F. De Meo*, M. Ribas Fernandez*, V. Bellotti* (Germany, *Spain)
- P13** Sports activity after triple pelvic osteotomy (Tönnis and Kalchschmidt technique) for the treatment of residual hip dysplasia
H. Windhagen, M. Ezechieli, T. Floerkemeier, S. Berger, M. Ettinger (Germany)
- P14** Platelet-rich-plasma injections for the treatment of resistant trochanteric pain
N. Blucher, S. Nahas, V. Bonatsos, A. Patel, K. Sarraf, V. Vedi (United Kingdom)
- P15** A case report of extra-spinal sciatica secondary to pathology at the femoral neck
D. Davenport, J. Walczak (United Kingdom)

PEDIATRICS

- P16** Long-term outcomes following triple pelvic osteotomy for Legg-Calves-Perthes disease
U. Ahmed, S. Malik, A. Politis, G. Morris, C. McBryde, E. Bache, J. O'Hara (United Kingdom)
- P17** Modified dunn osteotomy through surgical hip dislocation in slipped capital femoral epiphysis
M.M.A. Karim, F. Beder, A.H.A. Azeem, H.A. Ghani (Egypt)

BASIC SCIENCE

- P18** A nomogram for comparative assessment of hip function
T. Aulakh (United Kingdom)
- P19** Gait analysis for evaluation of patients undergoing total hip arthroplasty (THA): comparing different surgical techniques and related clinical and functional outcomes
G. Demarinis, G. Ippolito, M. Serrao, C. Conte, C. Chillemi, F. Martinelli, V. Sepe, F. Pierelli, G. Costanzo (Italy)
- P20** Acetabular shell deformation as a function of stiffness and bone strength
T. Pandorf, P. Dold, M. Flohr, R. Preuss, M. Bone*, J. Holland*, D. Deehan* (Germany, *United Kingdom)
- P21** Retrieval analysis of dual-taper hips helps understand why they fail
A. Di Laura, J. Meswania, R. Whittaker, H. Hothi, Y.-M. Kwon*, G. Blunn, J. Skinner, A. Hart (United Kingdom, *USA)
- P22** Biomarkers of early stage osteoarthritis
U. Ahmed, A. Anwar, R. Savage, M. Costa, P. Thornalley, N. Rabbani (United Kingdom)

PRIMARY THA/RA

- P23** Problems, obstacles and complications in more than 400 navigated modular short stems in hip arthroplasty
A. Manzotti, A. Corriero, N. Confalonieri (Italy)
- P24** Mid-term functional outcome of 36 mm metal-on-metal total hip arthroplasty (MOM THA) in district general hospital
A. Ng, H. Akrawi, S. Niculescu, Z. Hashim, A. Shetty (United Kingdom)
- P25** Short term result of rectangular double taper round back stem compared with traditional rectangular double taper stem
S. Kishida (Japan)
- P26** Is there a role for a unique metaphyseal fitting cementless short stem hip replacement
R. Raman, G. Johnson, S. Gopal, C. Hope-Saville (United Kingdom)
- P27** Cementless hip arthroplasty with proximal fixation stem: mid term result of 712 hips
R. Romeo, A.O. Gonnella, G. Mancusi, M. Trabace (Italy)
- P28** A new tool to quantify complications following total hip arthroplasty
T. Aulakh (United Kingdom)
- P29** Reliability and accuracy of measuring anteversion of the acetabular cup on antero-posterior and lateral plain radiographs
K.T. Suh (South Korea)
- P30** Bone conserving "neck-only" stem mini-hip replacement - Early results in a case-series
D. Arvinte, M. Sood (United Kingdom)
- P31** Triple intraoperative leg length measurements technique for total hip replacement. Results in a consecutive series of 812 hips
N. Santori, D. Potestio, A. Bertino (Italy)
- P32** What are the optimal blood metal ion thresholds for identifying metal-on-metal hip replacement patients with adverse reactions to metal debris?
G. Matharu, F. Berryman, L. Brash, P. Pynsent, R. Treacy, D. Dunlop (United Kingdom)
- P33** The outcome of hip resurfacing compared to neck preservation short stem in primary total hip arthroplasty
S. Zanasi (Italy)
- P34** Hydroxyapatite in total hip arthroplasty. Our experience with a titanium and hydroxyapatite double-coated cementless stem
E. Bonicoli, I. Castellini, L. Andreani, P.D. Parchi, M. Lisanti (Italy)
- P35** Reliability of ceramic hip components
T. Pandorf, R. Preuss, R.M. Streicher* (Germany, *Switzerland)

- P36** Clinical and radiological results at 5 years of follow-up with the GTS short stem
M. Loppini, G. Mazziotta, R. Ruggeri, F. Astore, F. Della Rocca, G. Grappiolo (Italy)
- P37** Mid-long term follow-up results with a new resurfacing technique with a “hybrid” mid-head femoral prosthesis
G. Grappiolo, M. Loppini, F. Astore, G. Santoro, F. Traverso, D. Ricci (Italy)
- P38** Minimum 3 year follow up results of the HMAX stem and Delta PF Cup in the management of primary osteoarthritis of the hip from a single surgeon in England
S. West, M. Mussa, S. Parakambalath (United Kingdom)
- P39** Are short stem able to prevent thigh pain in total hip arthroplasty?
C. D’arrigo, R. Alonzo, S. De Sanctis, S. Frontini, A. Ferretti, A. Speranza (Italy)
- P40** Reliability of computer assisted navigation in limb lenght discrepancy and offset evaluation in total hip replacement
C. D’Arrigo, A. Carcangiu, R. Alonzo, S. De Sanctis, S. Frontini, A.M. Bonifazi, A. Ferretti (Italy)
- P41** Distal fixation in tapered wedge-shaped cementless stem leads to reduced bone ingrowth and increased stress shielding for DDH Patients
K. Nakata, M. Kitada, S. Tamura, H. Owaki, T. Fuji (Japan)
- P42** The antero-lateral approach: a correct definition of terms
R. Civinini, A. Cozzi Lepri, L. Sirleo, M. Villano, M. Innocenti (Italy)
- P43** Cementless total hip arthroplasty: a bilayer coating to ensure cups survival rate as well than stems
A. Ferreira, J. Picaud, T. Aslanian (France)
- P44** The use of internal landmarks to guide cup inclination angle in total hip arthroplasty
M. Hakimi, P. Siney, T. Board (United Kingdom)
- P45** Wear rate and medium-term survival of a cemented, moderately cross linked polyethylene acetabular prosthesis
T. Board, P. Siney, B. Barkatali, H. Wynn Jones, A. Gambhir, M. Porter (United Kingdom)
- P46** Preliminary results of a new trochanter sparing short stem
M. Ribas Fernandez, F. De Meo*, V. Bellotti, E. Astarita, C. Cardenas Nylander, E. Moya Gomez (Spain, Italy)
- P47** Outcomes of dual-mobility acetabular cup in case of femoral neck fractures and osteoarthritis: an update and new perspectives
D. Vanni, A. Pantalone, D. D’Adamo, F. Fascione, E. Andreoli, A. Belluati, V. Salini (Italy)

- P48** Total hip arthroplasty first implant: correlation and variability of the results in the short to medium term
G. Pirovano, A. Bruschetta, R. Sotiri, D. Munegato, A. Rossi, G. Zatti (Italy)
- P49** Abductor weakness after total hip arthroplasty
A. Pantalone, D. Vanni, M. Guelfi, R. Campese, F. Belfiglio, E. Andreoli, A. Belluati, V. Salini (Italy)
- P50** Femoral modular stem system. Longitudinal wings stability concept: our experience in 2988 thp implants
E. Castaman, A. Albarkouni (Italy)
- P51** Big heads: do dimensions make the difference?
C. D'Arrigo, R. Alonzo, S. De Sanctis, S. Frontini, G. Zampar, A. Ferretti (Italy)
- P52** Restoration of the femoral offset and modularity: reality or fiction
G. Vicenti, M. Carrozzo, G. Picca, B. Moretti, G. Solarino (Italy)
- P53** Risk analysis of falling in patients with coxarthrosis in preoperative period: a pilot study
N. Elibol, B. Unver, V. Karatosun, I. Gunal (Turkey)
- P54** Minimally invasive posterior approach for total hip arthroplasty
L. Nuñez, A. Druetto (Argentina)
- P55** Intra-pelvic migration of femoral head trial in total hip arthroplasty, a rare intraoperative complication. Our experience and systematic review of literature
S. Abouel-Enin, H. Fraig, J. Griffiths, J. Latham (United Kingdom)
- P56** Femur first surgical technique: a smart non-computer-based procedure to match the safe zone in total hip arthroplasty
G. Mazziotta, M. Loppini, E. Caldarella, F. Astore, R. Ruggeri, G. Grappiolo (Italy)
- P57** Short stem hip implants: light and darks at medium follow-up
G. Logroscino, F. Donati, M. Saracco, G. Cerulli (Italy)
- P58** Options for hip arthroplasty in patients younger than 50 years: outcome of metal-metal hip resurfacing at more than 10 years follow-up
C. Van Der Straeten, K. De Smet, A. Calistri* (Belgium, *Italy)
- P59** Options for hip arthroplasty in patients younger than 50 years. Ceramic-ceramic total hip arthroplasty outcomes at more than 10 years follow-up
C. Van Der Straeten, K. De Smet (Belgium)
- P60** Short term results of tantalum acetabular cups in total hip arthroplasty following pelvic irradiation
D. donati, M. Depaolis, R. Zucchini, M. Romantini, C. Romagnoli (Italy)
- P61** Complications and mid-term outcomes of total hip arthroplasty following failed internal fixation of the proximal femoral fractures
A. Taheriazam, F. Safdari (Iran)

- P62** Using tranexamic acid to decrease postoperative hemorrhage: local versus Intravenous administration
A. Taheriazam, F. Safdari (Iran)
- P63** A rose by any other name; the validity and safety of the new patent-free equivalent/generic hip implants
O. Gosling, S. Heylen, M. Porteous, A. Amit (United Kingdom)
- P64** Preliminary results on functional outcome among lateral transgluteal approach vs tissue sparing approaches
M. Franceschini, A. Albisetti, C. Castellaneta, E. Pandini, G.V. Mineo (Italy)
- P65** Medium term outcomes of the delta trabecular titanium cup in primary hip arthroplasty
G. Schaller, N. Simson, P. Whittingham-Jones, N. Davies, T. Waters (United Kingdom)
- P66** Pain modulation and cortex reorganization after hip reconstruction
A. Calistri, V. Calistri, F. Caramia, C. Van Der Straeten, K. De Smet*, F. Formiconi, C. Villani (Italy, *Belgium)
- P67** Dual mobility cup in total hip arthroplasty. Short term results
R. Spagnolo, C. Fabrizio, A. La Maida, F. Luceri (Italy)
- P68** Preoperative ultrasonographic evaluation in assessing gluteal tendinopathy degeneration in patients with hip arthritis
P. Serlorenzi, L. Proietti, S. De Sanctis, R. Alonzo, A. Vadalà, M. Vetrano, C. D'Arrigo, A. Ferretti (Italy)
- P69** Results of primary total hip replacement with C-stem (Asian) in femora with abnormal anatomy
C.A. Jakaraddi, N. Lokikere, P. Siney, T. Board, N. Shah, H. Wynn Jones (United Kingdom)
- P70** The hip prosthesis related osteotomy and subtrocantneric shortening in the treatment of congenital hip dislocation
M. Trono, G. Rollo, A. Bitonti, G. Lucidi (Italy)
- P71** Difficult primary total hip arthroplasty via direct anterior approach
J. Mortazavi, R.M. Tabatabaee, A. Javaheri (Iran)
- P72** The outcome of cementless total hip arthroplasty in femoral head osteonecrosis
A. Javaheri, R.M. Tabatabaee, J. Mortazavi (Iran)
- P73** Topical vs intravenous administration of tranexamic acid in direct anterior hip arthroplasty - A prospective randomized trial
S. Ghijsselings, B. Jacobs, R. Driesen, K. Corten (Belgium)
- P74** Early results of an uncemented total hip replacement with a modular neck-stem junction
K. Makridis, C. Armstrong, G. Kumar, V. Peter (United Kingdom)

- P75** Total hip arthroplasty after acetabular fracture: incidence of complications, reoperation rates and functional outcomes: evidence today
K. Makridis, O. Obakponovwe, P. Bobak, P. Giannoudis (United Kingdom)
- P77** Direct anterior mini invasive surgery for THR: is it worth? Forgotten hip score evaluation at 6-18 months from surgery
F. Lijoi, G. Giordano, S. Benedetti (Italy)
- P78** A "biofilm prevention protocol" leads to low readmission rates in hip surgery
K. Govaers, A. Braet (Belgium)
- P79** The true value of pre-operative templating in total hip arthroplasty
J. Watson, V. Prasad, D. Anwar, A. Wall, S. Bhatnagar (United Kingdom)
- P80** Total hip arthroplasty in young patients: early results are better
J. Mortazavi, R.M. Tabatabaee, A. Javaheri (Iran)
- P81** posterolateral versus lateral approach in total hip arthroplasty, a prospective study
K. Gharanizadeh, M. Abolghasemian, M.T. Ghazavi (Iran)
- P82** Tranexamic acid use in elective primary hip and knee arthroplasty; a prospective study
S. Singh, J. Bassi, G. Singh Sidhu, V. Francis, A. Bhattacharjee, P. Roberts, A. Evans (United Kingdom)
- P83** Displacement of polished cemented stem during attempted closed reduction of dislocated total hip replacement
M. Changulani (United Kingdom)
- P84** Outpatient total hip arthroplasty center for elective surgery, CES, Silkeborg RH, Denmark
L. Bendikas, B. Skovgaard (Denmark)
- P85** Reinfusion drains in primary total hip arthroplasty
F. Familiari, M. Sticozzi, C.F. Bruno, O. Galasso, G. Gasparini (Italy)
- P86** Intra-articular and intravenous tranexamic acid to reduce blood loss in total hip replacement
D. Notarfrancesco, A. Zara, A. Lamberti, F. Aquino, L. Russo (Italy)
- P87** The cemented and cementless stem-endosteal interface of total hip replacement at long term follow-up
G. Pavone, G. Zarattini, U.E. Pazzaglia (Italy)

TRIBOLOGY/MATERIALS

- P88** Use of porous tantalum cup in total hip arthroplasty with different advanced bearing technologies
S. Zanasi (Italy)

- P89** Clinical and radiographic outcomes of a trabecular titanium acetabular component in hip arthroplasty: results at minimum 5 years follow-up
I. Perticarini, F. Benazzo (Italy)
- P90** Squeaking of hard-on-hard bearings - A major clinical issue?
T. Pandorf, R. Preuss, R.M. Streicher* (Germany, *Switzerland)
- P91** Modular necks in hip replacement in the mid-longterm: a multicentric study
F. De Meo, V. Bellotti, E. Astarita*, C. Cardenas Nylander*, M. Ribas Fernandez*, P. Cavaliere (Italy, *Spain)
- P92** Effect of head material and size on frictional torque of cross-linked ultra high molecular weight polyethylene
J. Pamu, C. Li, V. Pawar* (United Kingdom, *USA)
- P93** Taper corrosion of the modular total hip arthroplasty: a systematic review and meta-analysis of survivorship between metal and ceramic heads
N. Hussain, O. Gosling, T. Ferreri, E. Schemitsch*, A. Atrey (United Kingdom, *Canada)
- P94** Evaluation of periprosthetic bone resorption secondary to first total hip replacement with Metha® short hip stem: follow-up examination results at 48 months
G. Ciapini, P.D. Parchi, C. Mannucci, I. Castellini, N. Piolanti, L. Andreani, S. Maffei, M. Lisanti (Italy)
- P95** Differences between implantation of 36 mm or 40 mm femoral head in THA: preliminary results
F. Niccolai, I. Castellini, C. Picece, S. Stagnari, M. Lisanti (Italy)
- P96** Systemic toxicity of metal ions in a metal-on-metal hip arthroplasty population
C. Van der Straeten, D. Damien Van Quickenborne, A. Calistri*, J. victor, K. De Smet (Belgium, *Italy)
- P97** Large-diameter metal-on-metal total hip arthroplasty: 5 years of follow-up
V. Calvisi, A. Aloisio, N. Ciprietti, R. Goderecci, V. Francione (Italy)

REVISION

- P98** Big balls – The ceramic experience in revision total hip replacements
N. Aamer, R. Raman, V. Johnson (United Kingdom)
- P99** Total hip arthroplasty after acetabular fracture
A. Aprato, M. Gastaldo, M. Favuto, G. Massazza, A. Massè (Italy)
- P100** The use of biotechnologies in revision of prosthetic hip replacement
G.M. Calori, M. Colombo, E. Mazza, S. Mazzola, T. Talamonti, C.F. Minoli (Italy)
- P101** Prosthetic septic large revision
G.M. Calori, M. Colombo, E. Mazza, S. Mazzola, T. Talamonti, C.F. Minoli (Italy)

- P102** Acetabular revision with delta revision system
G. cattaneo, M. Gramazio, R. Tedino, A. De Caro (Italy)
- P103** Trabecular titanium technology in acetabular revision surgery
L. Perticarini, S.M.P. Rossi, F. Benazzo (Italy)
- P104** Medium to long-term follow-up with revision stem in hip revision surgery
L. Perticarini, M. Bargagliotti, F. Benazzo (Italy)
- P105** Metal-on-metal implants: the timing of revision
F.R. Ravasi, L. Orlandini, A. Brivio, C.A. Ripamonti (Italy)
- P106** Acetabular revision with Delta Revision TT cup and bone graft: mid term follow-up
D. Munegato, R. Sotiri, A. Rossi, G. Gridavilla, A. Bruschetta, J. Graci, G. Zatti (Italy)
- P107** The role of TMT and the bone defect management in the acetabular replacement
D. Vanni, A. Pantalone, D. D'Adamo, F. Fascione, E. Andreoli, A. Belluati, V. Salini (Italy)
- P108** Acetabular revision using structural femoral head allograft and a cemented socket for aseptic loosening with uncontained defects. Clinical and Radiological follow-up to 16 years
M. Hakimi, P. Siney, M. Wroblewski, T. Board, H. Wynn Jones (United Kingdom)
- P109** Custom made constrained polyethylene in recurrent total thp instability
E. Castaman, A. Albarkouni (Italy)
- P110** Acetabular revision for failed sockets after primary hip arthroplasty with structural bulk autografts: the role for further bone-grafting
R. Mohammed, P. Siney, B. Purbach, P. Kay (United Kingdom)
- P112** Dual mobility cup system: our indications
G. Sallemi, G. Incatasciato (Italy)
- P113** Acetabular revision with large bony defects using Jumbo cups
A. Taheriazam, F. Safdari (Iran)
- P114** Dual mobility cups for recurrent dislocation of total hip arthroplasty
A. Taheriazam, F. Safdari (Iran)
- P115** Tantalum alloy for acetabular bone defects in hip revision
G. Maccagnano, G. Sammarco, A. Fraccascia, D. Speciale, N. Garofalo, L. Scialpi (Italy)
- P116** Dual mobility cup in complex revision cases
F. Pace, P. Randelli, S. Favilla, M. Brioschi, D. Maglione, O. Visentin, F. Randelli (Italy)

- P117** Acetabular revision with trabecular titanium - 120 cases with a 2 year minimum follow-up
T. Waters, N. Davies, P. Whittingham-Jones, G. Schaller (United Kingdom)
- P118** Clinical and radiological results of a heterogeneous group of patients treated with a modular femoral revision system
I. Castellini, L. Andreani, E. Neri, E. Bonicoli, V. Zarra, M. Lisanti (Italy)
- P120** The radiologic outcomes of open reduction and lateral plating with wiring in treating for Vancouver B2 periprosthetic fractures of the femur
J.-S. Park, K.J. Jung (South Korea)
- P121** Which imaging modality is most effective for identifying pseudotumours in revised metal-on-metal hip resurfacings: ultrasound or magnetic resonance imaging or both?
G. Matharu, R. Mansour, O. Dada, S. Ostlere, H. Pandit, D. Murray (United Kingdom)
- P122** Assessment of the clinical and radiological results of graft augmentation prosthesis (GAP 2 cage) in acetabular component revision
H. Hosny, A. El-Bakoury, H. Fekry (United Kingdom)
- P123** Clinical experience of revision surgery for failed metal-on-metal total hip arthroplasty
A. Ng, S. Niculescu, F. Qamar, M. Rawes, A. Shetty (United Kingdom)
- P124** Primary hip stems in two stage revision after extensive lateral window approach: results and advantages
G. Burastero, L. Cavagnaro, M. Basso, G. Riccio, S. Tigano, L. Felli (Italy)
- P125** Fracture of a cobalt-chromium hip prostheses of revision after a fracture of ceramic hip prostheses
B. Pombo, M. Areias, A. Pinheiro, F. Rodrigues, P. Gonçalves, M. Costa (Portugal)
- P126** The “new normality” after hip replacement
T. Villa, F. Bestetti, A. Corradi (Italy)

OTHERS

- P127** Proximal femoral resection-arthroplasty in severe cerebral palsy and painful hip
G. Toro, P. Florio, N. Gagliardo, R.D. D’Amato, R. Marchesano, C. Di Fino, A. Tirelli (Italy)
- P128** Rehabilitation after hip arthroplasty with anterior approach
M. Zanazzo (Italy)

- P129** Diagnosis of delirium in patients with fractured neck of femur
E. Melling, E. Ivan, J. Ruddlesdin (United Kingdom)
- P130** Simulation-based education for surgical training in hip arthroplasty
P.D. Parchi, N. Piolanti, L. Andreani, I. Castellini, E. Bonicoli, S. Condino, M. Carbone, V. Ferrari, M. Lisanti (Italy)
- P131** Discussion and audit of incidence of contrast induced nephropathy (CIN) post CT pulmonary angiography (CTPA) in Cheltenham and Gloucester Hospitals (CGH and GRH)
G. Silk (United Kingdom)
- P132** A new system for acetabular reaming
A. Taheriazam, R. Kashi, N. Abolfathi, F. Safdari (Iran)
- P133** Theatre cost is £16/minute so what are you doing just standing there?
A. Volpin, O. Khan, F. Haddad (United Kingdom)
- P134** Oral analgesics for postoperative pain in total hip arthroplasty. Our experience
A. Mazza, S. Tornago M. Gramazio (Italy)
- P135** Does changes in health-related quality of life determine patient satisfaction after total hip replacement?
P. Ekelund*, O. Rolfson*, °, S. Nemes*, G. Garellick*, H. Malchau*, °, M. Mohaddes* (*Sweden, °USA)
- P136** The surgical treatment of recurrent trochanteric bursitis and coxa saltans externa with Z-plasty lengthening of the iliotibial band
S. Jain, A. Ghatahora, N. Shah, R. Grogan (United Kingdom)
- P137** Athletic pubalgia: does it really exists?
T. Corsini, F. Pogliacomì, A. Paraskevopoulos, A. Pellegrini, S. Pourjafar, F. Ceccarelli (Parma)
- P138** Osteoporosis fractures of the trochanteric region in elderly: analysis of radiographic indices and risk predictor of subsequent fractures
T. Corsini F. Pogliacomì, A. Pellegrini, A. Paraskevopoulos, F. Tacchi, F. Ceccarelli (Italy)
- P139** H-max stem in restoring femoral offset in hip arthroplasty: our experience
M. Medetti, L. Perticarini, F. Benazzo, M. Medetti (Italy)

TRAUMA

- P140** Management of intertrochanteric fractures of the femur using primary hemiarthroplasty in senile patients
M. Mahran, A. Abdel-Aal, H. Bakr, H. Said (Egypt)
- P141** Delayed surgery for patients with hip fracture - Incidence and risk factors for preoperative venous thromboembolism: using preoperative CT thromboembolism protocol
K.T. Suh (South Korea)

- P142** Preoperative prevalence of deep venous thrombosis of lower extremities in patients with femoral neck fractures
M. Ankin, T. Petryk, V. Ladyka, V. Roienko (Ukraine)
- P143** Imaging in occult neck of femur fractures: what modality is being chosen?
H. Osmani, T. Holme, M. Gordon, A. Martin, C. Zhao, B. Chatterjee (United Kingdom)
- P144** Surgical treatment of acetabulum fractures
N. Mursalov, N. Batpenov (Kazakhstan)
- P145** The use of DHS versus cannulated screws in treatment of fracture of femoral neck: our experience
M. Bisaccia, P. Antinolfi, J. Teodori, C. Ibanez Vicente*, A. Caraffa (Italy, *Spain)
- P146** Minimally anterior approach for hip prosthesis in the treatment of fractures of the femur neck
M. Trono, A. Bitonti, G. Lucidi (Italy)
- P147** Total hip arthroplasty in end stage renal disease with femoral neck fracture
A. Javaheri, J. Mortazavi, R.M. Tabatabaee (Iran)
- P148** Total hip arthroplasty in patient with old posterior wall fractures
R.M. Tabatabaee, A. Javaheri, J. Mortazavi (Iran)
- P149** Lateral X-ray for proximal femoral fractures – Is it really necessary?
O. Riaz, S. Nisar, R. Arshad, R. Vanker (United Kingdom)
- P150** Expandable proximal femoral nail versus Gamma proximal femoral nail for the treatment of AO/OTA 31A1-3 fractures
W. Yaniv, M. Drexler, E. Steinberg, N. Snir, T. Frenkel, G. Eisenberg (Israel)
- P151** Warfarin reversal in neck of femur fractures - Current failings and future strategies
J.E. Lawrence, D. Cundall-Curry, A. Carrothers, D. Fountain (United Kingdom)
- P153** Bilateral periprosthetic hip fracture: how we do it
S. Biggi, L. Cavagnaro, M. Formica, L. Felli, F.M. Franchin (Italy)
- P154** Spontaneous polyarticular septic arthritis with bilateral adductor compartment collections
D. Anwar, J. Watson, Z. Hakim, S. Bhatnaga, E. Mulgew (United Kingdom)
- P155** Audit of fracture neck of femur
A. Fadulelmola, A. Gabr, K. Sigamoney, A. Chitre (United Kingdom)
- P156** Antibiotic prophylaxis for hip fracture surgery
A. King, C. Lewis, J. Marciniack, S. Sturdee, G. Wells, A. Shenolikar, S. Ankarath (United Kingdom)

- P157** Acetabulum fractures – Worth operate? Case-by-case review of cases operated in the last 5 years
J. Esteves, P. Simas, J. Pinto, J. Protásio, R. Ferreira, D. Pinto (Portugal)
- P158** Functional results of femoral neck fractures in elderly patients treated with osteosynthesis
R. Carbonell Escobar (Spain)
- P159** The variable angle Martin plate – Does a variable angle give variable outcomes over the DHS? A case matched study
O. Diamond, A. Tucker, P. Archbold (United Kingdom)

TUMOURS

- P160** Schwannoma of lateral femoral cutaneous nerve that thigh pain mimicking: a review of the literature and case report
J.-S. Park, K.J. Jung (South Korea)
- P161** Osteochondromas or low-grade chondrosarcomas? A two cases with different clinical follow-ups study
J. Esteves, M. Leão, R. Ferreira, D. Pinto, T. Coelho, N. Craveiro Lopes (Portugal)

- Aamer N., 55
 Abdel-Aal A., 43, 58
 Abolfathi N., 58
 Abolghasemian M., 29, 54
 Abouel-Enin S., 9, 13, 52
 Abrahams J., 27
 Agarwal S., 29
 Agolley D., 13
 Ahmed U., 42, 49
 Ait Si Selmi T., 46
 Ajay M., 13
 Ajuied A., 47
 Akonjom M., 31
 Akrawi H., 50
 Al-Ali S., 43
 Albarkouni A., 11, 52, 56
 Albertini U., 39
 Alberton F., 47
 Albisetti A., 53
 Aldinger P., 25
 Alecci V., 10, 38
 Alfonso C.R., 16
 Ali A., 44
 Ali Y., 13
 Ali Z., 44
 Alluto C., 13
 Al-Mothenna A., 30
 Aloisio A., 55
 Alonzo R., 40, 46, 48, 51, 51, 53
 Alpantaki K., 45
 Amabile M., 26
 Amit A., 53
 Anania G., 27
 Andreani L., 9, 10, 27, 50, 55, 57, 58
 Andreoli E., 29, 39, 51, 52, 56
 Andreolli I., 16
 Angeloni A., 30
 Ankarath S., 59
 Ankin M., 59
 Anticonome A., 16
 Antinolfi P., 25, 42, 59
 Anwar A., 49
 Anwar D., 54, 59
 Aprato A., 13, 22, 55
 Aquino F., 54
 Archbold P., 60
 Areias M., 57
 Armstrong C., 53
 Armstrong R., 28
 Arshad M.H., 29
 Arshad R., 59
 Arvinte D., 50
 Ashworth M., 15
 Aslanian T., 15, 51
 Asparuhov A., 40
 Astarita E., 26, 48, 51, 55
 Aston W., 27
 Astore F., 51, 52
 Atrey A., 15
 Atrey A., 26, 34, 55
 Aulakh T., 42, 49, 50
 Avondo S., 38
 Azeem A.H.A., 49
 Bache E., 49
 Badila A.E., 48
 Bagga T., 30
 Baimagambetov S., 47
 Baker J., 43
 Baker P., 42
 Bakr H., 43, 58
 Balalis K., 45
 Balasubramanian B., 13, 14
 Baldini A., 34
 Baldini N., 22
 Balducci M.T., 34
 Baleani M., 26
 Balzarini L., 21
 Bankes M., 8, 24, 33, 47
 Barberio F., 15
 Barbieri F., 26
 Barclay J., 45
 Bard H., 14
 Bargagliotti M., 56
 Barkatali B., 51
 Barreca S., 41
 Bartoli D., 34
 Basheer S., 13
 Baskaran D., 30
 Baskov V., 14
 Bassi J., 54
 Bassini F., 12
 Basso M., 22, 38, 57
 Bates P., 29
 Batpenov A., 47, 59
 Beaulé P.E., 14
 Bech N., 48
 Beder F., 49
 Begnini M., 30
 Beimers L., 21
 Belfiglio F., 52
 Belloni A., 12
 Bellotti V., 26, 48, 49, 51, 55
 Belluati A., 29, 39, 51, 52, 56
 Benazzo F., 8, 36, 31, 38, 55, 56, 58, 73
 Bendikas L., 54
 Benedetti S., 54
 Beraudi A., 26
 Berber R., 26
 Berger S., 49
 Berizzi A., 38
 Berlusconi M., 45
 Bernasconi A., 38
 Berryman F., 50
 Berti V., 27
 Bertino A., 41
 Bertino A., 50
 Bestetti F., 57
 Beverland D., 38
 Bhamra M., 30
 Bhatnaga S., 59
 Bhatnagar S., 54
 Bhattacharjee A., 54
 Bianchi L., 40
 Biggi F., 20, 30, 44
 Biggi S., 59
 Bigoni M., 48
 Binazzi R., 24, 31
 Bini S.A., 15, 20, 42, 43
 Bisaccia M., 59
 Bitonti A., 53, 59
 Blakey C., 13
 Bloch B., 11
 Blom A., 18, 19, 43
 Blucher N., 49
 Blunn G., 11, 15, 22, 25, 36, 49
 Board T., 11, 12, 26, 31, 51, 53, 56
 Board T.N., 46
 Bobak P., 31, 54
 Bobecka-Wesolowska K., 22
 Boffano M., 39
 Bohler N., 31
 Bolder S., 9
 Bonatsos V., 49
 Bonczek S., 43
 Bonczek S.J., 30
 Bondarenka S., 31
 Bone M., 49
 Bonetti I., 39
 Bonicoli E., 9, 10, 27, 44, 50, 57, 58
 Bonifazi A.M., 51
 Boniforti F., 42
 Bordini B., 26
 Borton Z., 32
 Bove F., 29
 Bove M., 34
 Bowers T., 42
 Braet A., 54
 Brancaleone C., 40
 Brash L., 50
 Briant-Evans T., 32, 38
 Bricman I., 10
 Briggs T., 27
 Brighton R., 25
 Brignall C., 47
 Brioschi M., 28, 34, 56
 Britton J., 32
 Brivio A., 56
 Broomfield J., 21
 Brown C., 21
 Bru Pomer A., 48
 Bruno C.F., 54
 Bruschetta A., 16, 52, 56
 Buckley S., 14
 Budassi P., 40
 Buggè F., 9
 Buls N., 46
 Burastero G., 22, 57
 Burelli S., 40
 Burkinshaw I., 30
 Bussaca M., 16
 Cadossi M., 12, 22
 Cafri G., 15, 43

- Calabrò F., 32
 Calabrò G., 46
 Caldarella E., 21, 52
 Caldora P., 15, 41, 74
 Calistri A., 14, 25, 34, 52, 53
 Calistri V., 25, 53, 55
 Callary S., 27
 Calori G.M., 13, 16, 29, 55
 Calvisi V., 55
 Campacci A., 8, 39
 Campanacci L., 14
 Campese R., 52
 Canaider S., 26
 Candela M., 41
 Capanna P., 36
 Capelli R.M., 44
 Capitani D., 40
 Capitani P., 29, 48
 Capone A., 37, 39
 Capuano N., 9, 29, 47
 Caraffa A., 25, 59
 Caramia F., 53
 Carbone A., 48
 Carbone F., 29
 Carbone M., 58
 Carbonell Escobar R., 33, 60
 Carcangiu A., 51
 Cardenas C., 26
 Cardenas Nylander C., 48, 51, 55
 Carluke I., 33
 Caroli F., 29
 Carr A., 21
 Carrega G., 22
 Carriere E., 32
 Carrington R., 26, 27
 Carrothers A., 59
 Carrozzo M., 31, 34, 52
 Carter P., 11
 Cartner J., 25
 Carulli C., 48
 Casella F., 22
 Castaman E., 11, 52, 56
 Castellaneta C., 53
 Castelli C., 10, 19, 25, 26
 Castelli C.C., 26
 Castellini I., 9, 10, 46, 50, 55, 57, 58
 Castillo Ruipérez L., 48
 Catalani S., 26
 Caton J., 15
 Cattaneo G., 32, 56
 Causero A., 33
 Cavagnaro L., 22, 57, 59
 Cavaliere P., 36, 55
 Ceccarelli F., 39, 58
 Ceccarelli M., 10
 Cei E., 22
 Celli F., 22
 Cerbasi S., 38, 44
 Cerneka K., 38
 Cerulli G., 25, 28, 33, 52
 Changulani M., 54
 Chatterjee B., 59
 Chebbout R., 14
 Cherubino P., 33, 39
 Cheung J., 21
 Cheung S., 32
 Chillemi C., 49
 Chillemi M., 25, 33
 Chitre A., 59
 Cho S.Y., 44
 Ciampalini P., 41
 Ciapini G., 46, 55
 Ciarpaglini G., 15
 Ciprietti N., 55
 Civinini R., 26, 27, 39, 48, 51
 Classen L., 49
 Clatworthy E., 28
 Clement R., 14
 Cobb J., 18, 19
 Cobb T., 22
 Coelho T., 60
 Colaco H., 33
 Collins D., 25
 Colombo M., 13, 16, 55
 Compagnoni R., 10
 Concina C., 38
 Condino S., 58
 Confalonieri N., 10, 41, 50
 Conte C., 49
 Conway L., 42
 Cooper A., 13
 Cope J., 42
 Corradi A., 57
 Corriero A., 41, 50
 Corsi M., 28
 Corsini T., 39, 58
 Corten K., 10, 53
 Corvino C., 27
 Costa M., 49, 57
 Costa G.G., 44
 Costanzo G., 49
 Costarella L., 38
 Costi K., 27
 Cozzi Lepri A., 51
 Craveiro Lopes N., 60
 Crawford E., 10
 Crescibene A., 41
 Cronin M., 40, 75
 Culpan P., 29, 73
 Cundall-Curry D., 21, 59
 Cundari A., 41
 D'Adamo D., 39, 51, 56, 57
 D'Amelio A., 22, 39
 D'Angelo F., 24, 39
 D'Apolito R., 32
 D'Arrigo C., 40, 46, 48, 51, 52, 53
 d'Imporzano M., 36
 Dada O., 57
 Dainese P., 13
 Damien Van Quickenborne D., 55
 Davenport D., 33, 49
 Davidson J., 27, 33
 Davis E., 74
 Davies N., 53, 57
 De Biase P., 41
 De Caro A., 32, 56
 De Falco M., 46
 De Ieso C., 15, 27
 De Martinis S.E., 47
 De Martino I., 32
 De Meo F., 26, 48, 49, 51, 55
 De Napoli L., 16
 De Pasquale D., 26
 De Pellegrin M., 17
 De Sanctis S., 40, 46, 48, 51, 52, 53
 De Santis V., 15, 16, 32
 De Smet K., 11, 14, 34, 52, 53, 55
 Deehan D., 49
 Deklerck R., 46
 Del Buono A., 9, 29
 Della Rocca A., 21
 Della Rocca F., 51
 Demarinis G., 49
 Deo S., 45
 Depaolis M., 12, 16, 52
 Descamps L., 45
 Dhéry G., 45
 Di Benedetto E., 33
 Di Benedetto P.O., 33
 Di Fino C., 57
 Di Giacomo G., 16
 Di Laura A., 15, 49
 Di Martino L., 34
 Di Sette P., 46, 48
 Diamond O., 14, 38, 60
 Diranzo García J., 48
 Djian P., 14
 Dodd M., 42
 Dold P., 49
 Donahue G., 26
 Donati D., 12, 14, 16, 52
 Donati F., 16, 28, 52
 Drago L., 20
 Drampalos E., 39
 Drexler M., 59
 Driesen R., 53
 Druetto A., 25, 52
 Dunlop D., 9, 42, 50
 Dyson K., 45
 Eardley W., 45
 Eberhardt O., 33
 Ebied A.A., 28
 Ebied A.M., 28
 Edward R., 45
 Eisenberg G., 59
 Eizenberg N., 32
 Ekelund P., 58
 El-Bakoury A., 16, 57
 El-Husseiny M., 28
 Elibol N., 52
 Elliott D.S., 44
 Elsorafy K., 45

- Encan M.E., 33
 Epasto G., 41
 Errico G., 46
 Eskelinen A., 26
 Esteves J., 33, 34, 48, 60
 Estrems Díaz V., 48
 Ettinger M., 49
 Evans A., 54
 Evola F.R., 38
 Ezechieli M., 49

 Fabbri L., 22
 Fabrizio C., 53
 Façanha A., 34
 Fadulelmola A., 27, 39, 59
 Fadulemola A., 34
 Falez F., 18, 32, 40, 73
 Falzarano A., 46
 Falzarano G., 46
 Familiari F., 54
 Fantoni M., 28
 Fascione F., 29, 39, 51, 56
 Favilla S., 28, 34, 48, 56
 Favuto M., 55
 Fayad T., 22
 Fearon P., 33
 Fekry H., 57
 Felici I., 10, 39
 Felli L., 22, 57, 59
 Fenga D., 34, 41
 Feola M., 22
 Ferguson K., 43
 Fernandez F.F., 33
 Fernandez Fernandez R., 33
 Ferrari V., 58
 Ferreira A., 15, 45, 51
 Ferreira R., 33, 34, 48, 60
 Ferreri T., 15, 55
 Ferretti A., 40, 46, 48, 51, 52, 53
 Feyen J., 43
 Field R., 17, 37
 Filipenko V., 31
 Fiocchi A., 33
 Floerkemeier T., 49
 Flohr M., 49
 Florio P., 57
 Fogliata V., 47
 Foguet P., 40
 Formica M., 38, 59
 Formiconi F., 53
 Fortunato F., 29
 Fountain D., 59
 Fountain J., 11
 Fozzato S., 39
 Fraccascia A., 56
 Fraig H., 52
 Franceschini M., 16, 32, 53
 Franceschini V., 34
 Franchin F.M., 38, 59
 Francione V., 55
 Francis V., 54
 Franzese R., 46

 Freeman J., 43
 Frenkel T., 59
 Frisoni T., 16
 Frontini S., 40, 48, 51, 52
 Fuji T., 41, 46, 51

 Gabr A., 59
 Gaddi D., 30
 Gagliardo N., 57
 Gala L.M.W., 14, 47
 Galante C., 34, 48
 Galasso O., 22, 54
 Galliera E., 28
 Gallinari G., 9
 Galmarini V., 44
 Gambhir A., 51
 Ganz R., 17
 Garcia F.L., 12
 Garellick G., 58
 Garofalo N., 56
 Garosi P., 36
 Garti A., 30
 Gasbarra E., 22
 Gasparini G., 22, 32, 54
 Gastaldo M., 55
 Gee C., 25
 Gee M., 47
 Gentile G., 41
 George A., 38
 George D., 28
 George M., 47
 Germinario C., 34
 Ghani H.A., 49
 Gharanizadeh K., 29, 54
 Ghatahora A., 58
 Ghazavi M.T., 54
 Ghera S., 11
 Ghijssels S., 10, 53
 Giacometti Ceroni R., 17, 23
 Giandomenico A., 40
 Giannini M., 40
 Giannini S., 19, 22, 37
 Giannoudis P., 54
 Gibbs J., 25
 Gil Garay E., 33
 Gioitta Iachino S., 38
 Giordano G., 54
 Giorgini M., 10
 Gison M., 46
 Giuliani G., 25
 Glyn-Jones S., 21
 Gnagni P., 41
 Goderecci R., 55
 Gollin M., 13
 Gonçalves P., 57
 Gonnella A.O., 50
 Gooding C., 21
 Goodson N., 42
 Gopal S., 15, 50
 Gordon M., 59
 Gosling O., 15, 53, 55
 Goswami K., 40

 Govaers K., 31, 54
 Graci J., 16, 56
 Gramazio M., 32, 43, 56, 58
 Grammatopoulos G., 14
 Granville-Chapman J., 44
 Grappiolo G., 21, 24, 40, 51, 52
 Gray C., 16
 Gregg P., 42
 Grice P., 45
 Gridavilla G., 48, 56
 Griffiths J., 9, 32, 52
 Grillo G., 38
 Grinberg C., 46
 Grogan R., 58
 Grubor M., 46
 Grubor P., 46
 Guarracino R., 15
 Guastafierro P., 41
 Guelfi M., 29, 52
 Guerra E., 26
 Guido G., 22
 Guindani N., 33
 Gunal I., 52
 Guo S., 43
 Gurzi M.D., 34
 Güven M., 33

 Haddad F., 8, 21, 22, 23, 27, 28, 34, 35, 39, 41, 58, 73, 74
 Haddad F.S., 22, 28
 Haenen F., 43
 Hainz H., 13
 Hakim J., 45
 Hakim Z., 59
 Hakimi M., 51, 56
 Haldar A., 27
 Hall J., 29
 Hamam A., 45
 Hamer A., 14
 Hare G., 43
 Hariskov N., 30
 Hart A., 11, 15, 22, 26, 49
 Hart W., 42
 Harvey K., 40
 Hashim Z., 45, 50
 Haverkamp D., 21, 48
 Helmy N., 40
 Hernández Ferrando L., 48
 Heylen S., 53
 Hill C., 40, 45
 Hirri S., 44
 Hodgkinson J., 39
 Holland J., 33, 42, 49
 Holme T., 59
 Holt G., 43
 Hoornenborg D., 9, 21
 Hope-Saville C., 50
 Hosny H., 16, 57
 Hossain M., 13
 Hossain R., 13
 Hothi H., 11, 15, 49
 Howard P., 42

Howard P.W., 18
 Howell F., 30
 Howell J., 11
 Howie D., 27
 Hubble M., 11
 Hughes H., 28
 Hughes R., 45
 Hunt N., 43
 Huri G., 22
 Hussain N., 15, 26, 55
 Hussey D., 26

Iacobellis C., 38
 Ibanez Vicente C., 59
 Ibrahim M.S., 28
 Ichikawa R., 32
 Igah I., 45
 Inacio M.C.S., 43
 Incatasciato G., 56
 Innocenti M., 27, 39, 48, 51
 Iori S., 47
 Iotov A., 30
 Ippolito G., 49
 Iudica A., 39
 Ivan E., 58
 Ivanov N., 30

Jacobs B., 53
 Jain S., 38, 58
 Jakaraddi C.A., 12, 53
 Jalgaonkar A., 39
 James S., 14
 Jan Moojen D., 29
 Jarral O., 42
 Javaheri A., 44, 53, 54, 59
 Jayakumar P., 42
 Jehan S., 30
 Jeyaseelan L., 40
 Jeys L., 11
 John A., 28
 Johnson G., 16, 50
 Johnson V., 15, 55
 Johnson-Lynn S., 33
 Jonathan Luscombe J., 45
 Jones S., 9, 28, 73
 Jones S.A., 24, 35
 Jung K.J., 57, 60

Kalairajah Y., 12
 Kamal T., 45
 Kane T., 44
 Kapsetakis P., 45
 Karampinas P., 30
 Karatosun V., 52
 Karim M.M.A., 49
 Kärrholm J., 12
 Kashi R., 58
 Kasnik V., 10
 Kastanis G., 45
 Katsoulis P., 45
 Kavalerskiy G., 27
 Kavroudakis E., 30

Kay P., 20, 34, 36, 56
 Kaya M., 48
 Kayes M., 13
 Keenan J., 16
 Keightley A.J., 44
 Kendoff D., 26
 Khajuria A., 11
 Khaleel A., 44
 Khan O., 13, 29, 58
 Khan S., 27
 Khanduja V., 24
 Khanna V., 14
 Khatib M., 30
 Khatod M., 43
 Kimpson P., 43
 King A., 59
 King R., 40
 Kishida S., 50
 Kitada M., 41, 46, 51
 Klumpp R., 10
 Koch L., 28
 Kodde S., 48
 Kolisek F., 73
 Konan S., 13, 20, 22, 27
 Kosukegawa I., 48
 Kotwal R., 26
 Kowalczewski J., 22
 Krikler S.J., 40
 Kritharis L., 32
 Kuiper J.-H., 45
 Kumar A., 10
 Kumar G., 53
 Kurinčić N., 38
 Kurtz S., 25
 Kurtz S.M., 15
 Kutty S., 31, 40, 47
 Kwon Y.-M., 15, 26, 49

La Barbera L., 16
 La Maida A., 53
 La Maida G.A., 29
 La Verde L., 34
 Ladyka V., 59
 Lamberti A., 54
 Latham J., 9, 27, 35, 52, 73
 Lau Y.J., 21
 Laus M., 16
 Law T., 15
 Lawrence J.E., 21, 59
 Leão M., 60
 Leeder D., 38
 Lemon M., 29
 Leone P., 10
 Leong W., 42
 Lequesne M., 14
 Lewis C., 59
 Li C., 25, 55
 Lijoi F., 54
 Lilikakis A., 32
 Lisanti M., 9, 10, 27, 37, 46, 50,
 55, 57, 58
 Logoluso N., 28

Logroscino G., 15, 28, 52
 Lokikere N., 12, 53
 Loppini M., 21, 51, 52
 Love R., 15
 Low A., 26
 Luceri F., 29, 53
 Lucidi G., 9, 10, 53, 59
 Lup D., 15, 41
 Lynch J., 14

Maccagnano G., 34, 56
 Maccauro G., 15, 16
 MacDonald D., 11, 43
 MacDonald L., 32
 Macnair R., 28
 Madan S., 13, 14, 17, 40
 Madanat R., 26
 Maffei S., 46, 55
 Maggi G., 38
 Magli F., 38
 Maglione D., 28, 34, 48, 56
 Magnan B., 39
 Maheshwari R., 13
 Maheson M., 28
 Mahran M., 43, 58
 Makridis K., 14, 53, 54
 Malagelada F., 29
 Malak T., 21
 Malchau H., 17, 26, 58
 Malerba G., 15
 Malhotra K., 43
 Malik S., 42, 49
 Manara J., 33
 Mancini M., 39
 Mancusi G., 50
 Manfrini M., 14
 Mangwani J., 45
 Manktelow A., 8, 17, 36
 Manning W., 42
 Mannucci C., 46, 55
 Mansour R., 57
 Manzi E., 15
 Manzotti A., 41, 50
 Marangon A., 47
 Marchesano R., 57
 Marchetti S., 46
 Marciniack J., 59
 Marciniak J., 43
 Marcus B., 42
 Marega L., 31, 40, 41
 Marelli B.M., 17, 47
 Mariconda M., 28, 38, 44
 Marin Peña O., 49
 Marin R., 38
 Mariotti F., 12
 Marongiu G., 39
 Martin A., 59
 Martin E., 28
 Martinelli F., 49
 Martini C., 48
 Martire F., 41
 Massazza G., 55

- Massè A., 13, 17, 22, 37, 40, 55, 75
 Massraf A., 13
 Masters J., 40
 Mastroianni V., 22
 Matascioli L., 38
 Matharu G., 22, 26, 50, 57
 Mathews J., 33
 Mayahi R., 30
 Mazza A., 58
 Mazza E., 13, 16, 55
 Mazziotto G., 51, 52
 Mazzola S., 13, 16, 55
 Mazzotti A., 12, 22
 McBryde C., 14, 49
 McKee M., 29
 McKeever E., 38
 McNamara I., 28
 Meccariello L., 46
 Medetti M., 58
 Medici A., 46
 Melling E., 58
 Merenda A., 34, 41
 Merckac J., 10
 Meswania J., 15, 22, 49
 Miani E., 12
 Michelinakis E., 32
 Miles J., 18, 26, 27, 32
 Miloro G., 34, 41
 Mineo G., 16
 Mineo G.V., 32, 53
 Minoli C.F., 13, 16, 55, 55
 Mirza Y., 34
 Misasi M., 44
 Mitchell D., 32
 Mitchell M., 25
 Mitchell P., 32
 Mizushima M., 32
 Mohaddes M., 12, 58
 Mohammed R., 27, 56
 Molinari G., 44
 Molisani D., 48
 Monestier L., 9
 Montanari M., 47
 Montenegro L., 12
 Moreschini O., 25
 Moretti B., 12, 27, 29, 31, 34, 52
 Mori C., 29
 Morigi A., 9
 Morison Z., 29
 Morris G., 49
 Mortazavi J., 44, 53, 54, 59
 Mostafavi Tabatabaee R., 44
 Moutton N., 15
 Moya E., 26
 Moya Gomez E., 48, 51
 Mudoni S., 34
 Mughal Z., 43
 Mulgew E., 59
 Munegato D., 9, 16, 48, 52, 56
 Munz G., 39
 Muratoglu O., 26
 Murray D., 22, 26, 57
 Mursalov N., 59
 Murylev V., 27
 Mussa M., 12, 51
 Muzychenkov A., 27
 Nagai H., 34
 Nagoya S., 48
 Nahas S., 49
 Nakata K., 41, 46, 51
 Narayanasetty K., 13
 Nauth A., 29
 Nawaz S.Z., 44
 Nemes S., 58
 Neri E., 10, 57
 Neverov V., 14
 Newell C., 42
 Newman K., 44
 Ng A., 28, 30, 45, 50, 57
 Ngu A., 33
 Niccolai F., 27, 55
 Nicodemo A., 22
 Niculescu S., 50, 57
 Nisar A., 15
 Nisar S., 59
 Nistri L., 48
 Nizami E., 15
 Nolan J., 8, 11, 23, 45
 Nolde M., 10
 Norris M., 33
 Notarfrancesco D., 54
 Nuñez L., 25, 52
 Nutt J., 32
 O'Gorman A., 45
 O'Hara J., 17, 24, 49
 Obakponovwe O., 54
 Okay E., 33
 Okazaki S., 48
 Omonbude D., 30
 Onishi H., 48
 Orabona G., 44
 Orlandini L., 56
 Ortolà Morales D., 34
 Osmani H., 59
 Ostlere S., 22, 26, 57
 Ottardi C., 16
 Ovnich S., 10
 Owaki H., 41, 46, 51
 Pace F., 28, 34, 48, 56
 Pace V., 43
 Padgett D., 26
 Padmanabhan S., 13
 Padolino A., 38
 Pagnuzzato C., 10
 Palan J., 30, 45
 Palmer A., 21
 Pamu J., 55
 Panagiotidou A., 22
 Panchani S., 11
 Pandini E., 53
 Pandit H., 22, 26, 57
 Pandorf T., 25, 49, 50, 55
 Panella A., 12, 29
 Pantalone A., 29, 39, 51, 52, 56
 Papadelis E., 30
 Papanna M.C., 14
 Parakambalath S., 12, 51
 Paraskevopoulos A., 58
 Parchi P., 9
 Parchi P.D., 27, 46, 50, 55, 58
 Parikh A., 25
 Park J.-S., 57, 60
 Parker S., 28
 Parrini M.M., 32
 Pascarella R., 29
 Patel A., 49
 Pavenski K., 43
 Pavone G., 26
 Pavone M., 46
 Pavone V., 38, 54
 Pawar V., 25, 55
 Pazzaglia U., 20
 Pazzaglia U.E., 26, 54
 Paxton E.W., 15
 Pellegrini A., 58
 Pellegrino P., 39
 Perazzini P., 47
 Perino G., 35
 Perisano C., 16
 Perks F., 14
 Perticarini L., 31, 38, 55, 56, 58
 Peter E., 42, 53
 Petridis G., 10
 Petryk T., 59
 Piana R., 39
 Piazzolla A., 12
 Picaud J., 51
 Picca G., 31, 52
 Picece C., 9, 55
 Pickford M., 28, 42
 Pierannunzii L., 8, 14
 Pierelli F., 49
 Pignatti G., 12, 16, 36
 Pincher B., 13
 Pinheiro A., 57
 Pinto D., 33, 48, 60
 Pinto J., 33, 34, 60
 Piolanti N., 10, 55, 58
 Pirovano G., 52
 Piscitello S., 10
 Piscopo A., 46
 Placella G., 25, 33
 Pleitavino F., 10
 Pneumatics S., 30
 Pogliacomì F., 39, 58
 Pokrzywnicka-Gajek I., 22
 Polfliet M., 46
 Politis A., 49
 Pollock R., 27
 Pombo B., 57
 Pompili M., 39
 Ponti M., 34
 Poole W., 25

- Porteous M., 53
 Porter M., 18, 42, 51
 Portinaro N., 17
 Potestio D., 41, 50
 Potter H., 26
 Poullos N., 31
 Pourjafar S., 58
 Pozzuoli A., 38
 Prakash U., 40
 Prasad V., 54
 Prati P., 10
 Preuss R., 49, 50, 55
 Prieto-Alhambra D., 21
 Proietti L., 46, 53
 Prospero N., 42
 Protásio J., 34, 48, 60
 Prudhon J.-L., 15, 45
 Puch J.-M., 45
 Pungitore M., 16, 48, 48
 Punjabi V., 28
 Purbach B., 27, 56
 Puthiya Veetil M., 9, 31
 Pynsent P., 50

 Qamar F., 28, 57
 Querenghi A.M., 47

 Rabbani N., 49
 Radhakrishnan A., 30, 34
 Radulescu R.A., 48
 Ragucci P., 21
 Rajpura A., 46
 Rakhra K.S., 14
 Raman R., 15, 16, 46, 50, 55, 73
 Ramasamy A., 45
 Ramesh A., 34
 Ramkumar U., 43
 Randelli F., 13, 17, 28, 34, 48, 56, 73
 Randelli P., 34, 56
 Rao C., 22
 Rao J., 42
 Raut V., 31
 Ravasi F.R., 56
 Rawes M., 57
 Rebaglietti E., 13
 Rebers U., 46
 Recano P., 38, 44
 Redi R., 41
 Regis D., 39
 Rehman H., 14
 Restuccia G., 41
 Riaz O., 59
 Ribas Fernandez M., 48, 49, 51, 55
 Ribas M., 26
 Ricci D., 51
 Riccio G., 57
 Rinaldi G., 8, 40
 Ripamonti C.A., 56
 Rizzi L., 10
 Rizzo M., 38
 Robberecht J., 31

 Robertson A., 15
 Roberts P., 26, 54
 Robinson B., 25
 Robinson D., 30
 Rodrigues F., 57
 Roienko V., 59
 Rolfson O., 26, 58
 Rollo G., 31, 53
 Romagnoli C., 12, 16, 52
 Romanini E., 18
 Romano C., 28
 Romanò C.L., 35
 Romano L., 10
 Romantini M., 12, 16, 52
 Romeo R., 50
 Roppolo M., 13
 Rosa M.A., 34, 41
 Rossi A., 9, 16, 52, 56
 Rossi R., 24
 Rossi S.M.P., 31, 56
 Rosson J., 32
 Ruddlesdin J., 58
 Ruggeri R., 51, 52
 Rukin Y., 27
 Russo L., 43, 54
 Russo R., 22

 Sacchetti G., 47
 Sadile F., 29
 Safdari F., 41, 52, 53, 56, 56, 58
 Said H., 58
 Sala F., 29
 Salehi N., 44
 Salhab M., 43
 Salini V., 12, 29, 39, 51, 52, 56
 Sallemi G., 56
 Sambri A., 12, 22
 Sammarco G., 56
 Sandhu H., 33
 Sandiford N., 11
 Sandri A., 39
 Sangaletti R., 26
 Santori F.S., 20, 41
 Santori N., 9, 24, 41, 50, 74
 Santoro G., 51
 Saracco M., 28, 52
 Sarker M., 13
 Sarker S., 13
 Sarmah S., 21
 Sarraf K., 49
 Sarti S., 25
 Sarwar J., 13
 Sasaki M., 48
 Savage R., 49
 Savarino L., 22
 Scaglione M., 22
 Scapellato S., 40
 Scarponi S., 28
 Schaller G., 11, 53, 57
 Scheerlinck T., 46
 Schemitsch E., 15, 29, 43, 55
 Schirò M., 39

 Schreurs W., 9
 Scialabba D'Amico P.L., 38
 Scialpi L., 56
 Scorianz M., 33
 Scott S., 11
 Sculco P., 32
 Sembenini P., 47
 Sepe V., 49
 Serlorenzi P., 46, 53
 Serrao M., 49
 Sessa G., 38
 Sessa V., 41
 Shah N., 12, 30, 38, 53, 58
 Shah Z., 33, 42, 47
 Shannak O., 10
 Shareghi B., 12
 Sharma A., 12, 43
 Shastri O., 45
 Shaw C., 15
 Shaw D., 31
 Shenolikar A., 59
 Shepherd A., 26
 Shetty A., 28, 50, 57
 Shimizu J., 48
 Sierevelt I., 21
 Sigamoney K., 47, 59
 Signorelli D., 40
 Silk G., 45, 58
 Simas P., 33, 34, 48, 60
 Simon J., 11
 Simon J.-P., 10
 Simson N., 53
 Siney P., 27, 31, 51, 53, 56
 Singh S., 26, 54
 Singh Sidhu G., 54
 Singiseti K., 33
 Sioen W., 9
 Sirleo L., 51
 Skinner J., 11, 15, 20, 22, 26, 27, 35, 49
 Skovgaard B., 54
 Smith E., 12, 19, 31
 Smitham P., 45
 Snir N., 30, 59
 Sofat R., 43
 Solarino G., 12, 19, 29, 31, 34, 38, 52
 Soler A.J., 12
 Solomon L.B., 27
 Somford M., 9
 Sood M., 50
 Sotiri R., 9, 16, 52, 56
 Soviero F., 34
 Spagnolo R., 29, 53
 Speciale D., 56
 Speranza A., 51
 Sperelakis J., 45
 Speziali A., 33
 Spinelli S., 16
 Spreafico A., 26
 Stagnari S., 55
 Stea S., 18, 26
 Steffan F., 45

- Steinberg E., 30, 59
 Steno B., 32
 Stewart T., 43
 Sticozzi M., 54
 Stockley I., 26, 35, 36
 Stone M., 43
 Stott P., 25
 Stranks G., 32
 Streicher R.M., 25, 50, 55, 73
 Sturdee S., 59
 Suh K.T., 50, 58
 Surace M.F., 9, 33

 Tabatabaee R.M., 53, 54, 59
 Tabaza M., 12
 Tacci F., 58
 Taheriazam A., 41, 52, 53, 56, 58
 Talamonti T., 13, 16, 55
 Tamura S., 41, 46, 51
 Tanas D., 39
 Tani M., 10
 Tansey R.J., 22
 Tapadinhas M., 33, 34, 48
 Tarantino U., 22
 Tarducci L., 22
 Tateda K., 48
 Tedesco G., 12, 22
 Tedino R., 56
 Tei M.M., 33
 Teodori J., 59
 Terinte A.S., 48
 Testa A., 39
 Thomas A., 20, 28
 Thornalley P., 49
 Tigano S., 57
 Timperley A.J., 10, 20, 37
 Tirelli A., 57
 Todorov S., 31
 Todros L., 38
 Tokashiki T., 32
 Tokyay A., 33
 Toni A., 18, 19, 26, 73
 Tornago S., 58
 Toro A., 46, 57
 Torre M., 18
 Trabace M., 50
 Tradati D., 47
 Trakru S., 39
 Traverso F., 51
 Treacy R., 19, 31, 50
 Trenti N., 21

 Trevisan C., 10
 Trimarchi A., 9, 10
 Trivellin G., 39
 Trono M., 9, 10, 53, 59
 Tucker A., 60
 Tucker K., 15, 18, 28, 42
 Turaev A., 30, 34
 Turhan E., 33
 Turchetto L., 8
 Tzachev N., 30

 Uma M., 12
 Unnithan A., 32
 Unver B., 52
 Ussia G., 38

 Vadala A., 46, 53
 Vaienti E., 19
 Valente M., 10
 Valeshkov J., 40
 Van Der Straeten C., 11, 14, 52, 53, 55
 van der Vis H., 21
 Van Gompel G., 46
 Van Royen K., 46
 Vandemeulebroucke J., 46
 Vandesande W., 43
 Vanker R., 59
 Vanni D., 29, 39, 51, 52, 56
 Vedi V., 49
 Vetharajan N., 45
 Vetrano M., 53
 Vicenti G., 12, 31, 52
 Vicki C., 42
 Victor J., 55
 Vidakovic I., 30
 Vide J., 22
 Viganò R., 47
 Villa T., 16, 57
 Villani C., 14, 25, 34, 53
 Villano M., 10, 27, 36, 39, 41, 51
 Visentin O., 34, 56
 Vlamis J., 30
 Volpin A., 27, 58
 Volpin G., 8, 45

 Waddell J., 29, 36, 37, 43
 Walczak J., 49
 Walker R., 47
 Wall A., 54
 Wallace R., 26

 Ward A., 31
 Warschawski Y., 30
 Wasko M., 22
 Wassilew G., 13
 Waters T., 11, 29, 53, 57
 Watson J., 54, 59
 Weisbrot M., 30
 Wells G., 59
 West S., 11, 12, 44, 51
 White T., 14
 Whittaker R., 11, 15, 49
 Whittingham-Jones P., 53, 57
 Wiegierinck J.I., 9
 Wignadasan W., 45
 Williams M., 16
 Wilson D., 25
 Wilson M., 11
 Windhagen H., 49
 Winter A., 43
 Wirth T., 33
 Witt J., 13, 14, 21, 24
 Wong F., 47
 Woodnutt D., 42
 Woods S., 30
 Wroblewski M., 31, 56
 Wynn Jones H., 12, 31, 51, 53, 56

 Yamashita T., 48
 Yaniv W., 59
 Yarlagadda R., 16
 Yassin M., 30
 Yates C., 45
 Yates J., 11
 Yonemori K., 32
 Young S., 26

 Zaghloul A., 11
 Zagra L., 19, 21, 22, 23, 35, 40, 73
 Zaia A., 38
 Zampar G., 52
 Zanasì S., 12, 50, 54
 Zanzazzo M., 57
 Zara A., 54
 Zarattini G., 26, 54
 Zarra V., 57
 Zatti G., 8, 9, 16, 39, 48, 52, 56, 73
 Zhao C., 59
 Ziogas K., 45
 Ziranu A., 16
 Ziveri G., 39
 Zucchini R., 52

ORAL PRESENTATIONS

As the scientific program is made of parallel sessions, speakers are recommended to respect the allotted time given for their presentations to contribute to the smooth running of all scheduled sessions. Registration in the congress is absolutely necessary for oral presenters.

E-POSTERS

Posters will be presented in electronic format. Computers for consultation will be available in the Exhibition Area.

ABSTRACT BOOK

The congress abstract book has been produced by HIP International and your copy will be provided upon presentation of the voucher included in the Congress kit at the CeramTec stand (Booth #8).

SLIDE PREVIEW CENTRE

A computerized slide centre is managing all the presentations and scientific sessions of the Congress through a central network.

This office is located at the ground floor near to the Plenary Room (Washington) and is available for speakers to deliver their PowerPoint presentations with the following schedule:

Wednesday 25 November:	16.00-18.00
Thursday 26 November:	7.15-19.30
Friday 27 November:	7.15-19.30

Only computer projection is available. It is not possible to directly use personal laptops at the podium. PowerPoint presentations (Windows or Apple) on USB pens, memory sticks or personal laptops must be delivered to the slide centre at least one hour before the beginning of the session or the day before in case of early morning presentations. This timing allows a smooth uploading of all presentations to the central computerized network and a swift transmission to the assigned meeting rooms.

GENERAL ASSEMBLIES

BHS General Assembly - Room Porta, Friday 27 November, 18.35

SidA General Assembly - Room Parini, Friday 27 November, 18.35

CME CREDITS

UEMS Accreditation

The International Combined Meeting BHS-SIDA 2015 is accredited by the European Accreditation Council for Continuing Medical Education (EACCME) to provide the following CME activity for medical specialists. The EACCME is an institution of the European Union of Medical Specialists (UEMS), www.uems.net

The International Combined Meeting BHS-SIDA 2015 is designated for a maximum of **11 hours** of European external CME credits. Each medical specialist should claim only those hours of credit that he/she actually spent in the educational activity.

Through an agreement between the European Union of Medical Specialists and the American Medical Association, physicians may convert EACCME credits to an equivalent number of AMA PRA Category 1 Credits™.

Information on the process to convert EACCME credit to AMA credit can be found at www.ama-assn.org/go/internationalcme

Live educational activities, occurring outside of Canada, recognized by the UEMS-EACCME for ECMEC credits are deemed to be Accredited Group Learning Activities (Section 1) as defined by the Maintenance of Certification Program of The Royal College of Physicians and Surgeons of Canada.

The online questionnaire and certificate will be available from **28 November to 13 December 2015** at www.sidabhs-jointip.com - the registration code, printed on your badge will be necessary to access the CME questionnaire and to print out your own certificate.

Accreditamento ECM

I crediti formativi ECM saranno certificati dal Provider OIC (2836) secondo la nuova regolamentazione approvata dalla Commissione Nazionale per la Formazione Continua il 13 gennaio 2010 e s.m.i. Si ricorda la Determina assunta dalla Commissione Nazionale Formazione Continua in data 18 settembre 2013 in materia di reclutamento diretto. I crediti assegnati al Congresso (evento Nr. 139455) sono 2 e sono rivolti a Medici Chirurghi specialisti in Ortopedia e Traumatologia, Anatomia Patologica, Anestesia e Rianimazione, Medicina Fisica e Riabilitazione ed a Fisioterapisti, Infermieri, Tecnici Ortopedici. Si ricorda che avranno diritto ai crediti ECM solo coloro che saranno presenti almeno all'80% dell'intero programma scientifico congressuale accreditato. La rilevazione delle presenze avverrà attraverso l'uso del registro presenze, che sarà a disposizione giorno per giorno, nella Sala Plenaria dove si svolgeranno le sessioni scientifiche accreditate del Congresso, a partire dalle 10.45. Andranno indicati tassativamente nome, cognome e orari di ingresso e di uscita, apponendo le relative firme. L'assenza di una delle firme necessarie determinerà l'impossibilità di richiedere i crediti formativi. Avranno diritto ai crediti ECM solo coloro che avranno compilato la scheda anagrafica e di autoapprendimento avendo cura di inserire tutti i dati richiesti ed apporre la propria firma. La scheda dovrà essere ritirata al desk Segreteria e riconsegnata al termine del Congresso. Verrà richiesta anche la compilazione del questionario di valutazione dell'evento.

CONGRESS VENUE

Milan Marriott Hotel
Via Washington, 66
20146 Milano, Italy
Tel. +39 02 48521
www.milanmarriotthotel.com

The Milan Marriott hotel is conveniently located for Milan Linate airport and a few minutes from Milan city centre. Enjoy the various shopping malls, museum visits and other local attractions. Visit the temple of football, the "San Siro Stadium" at just 15 minutes away from the Milan Marriott Hotel, the historical part of the city where you can see the famous Last Supper painting, the masterpiece of Leonardo Da Vinci.

Nearest Metro stop: **Wagner (Red Line)**.

ORGANIZING SECRETARIAT

meeting solutions

Viale G. Matteotti, 7
50121 Florence, Italy
Tel. +39 055 50351
infojointhip@oic.it
www.sidabhs-jointhip.com

The Registration Desk is open accordingly to the following schedule:

Wednesday 25 November: 14.00-18.00
Thursday 26 November: 7.15-19.30
Friday 27 November: 7.15-19.30

REGISTRATION FEES

Fees (VAT included)	On-site registration
SIDA / BHS Member	€ 220,00
Non Member	€ 300,00
Resident Student*	€ 80,00
Accompanying person	€ 115,00
Exhibitor	€ 120,00
Industry – non exhibiting	€ 350,00

*Copy of Course certificate or Chief letter is necessary.

Registration fees include:

- access to the scientific sessions
- access to the congress area including exhibition
- congress bag
- certificate of participation
- UEMS and ECM Italian credits
- personalised name badge
- final programme
- coffee points
- invitation to the Opening Ceremony and Welcome Reception

The Accompanying Person registration fee includes:

- personalised name badge
- invitation to the Opening Ceremony and Welcome Reception
- half day “Grand Tour of Milan” city-tour

CATERING FACILITIES

Coffee points will be available in the exhibition area for the duration of the congress. Lunch boxes will be provided by companies during the sponsored symposia at lunch time.

INDUSTRY EXHIBITION

An industry exhibition has been organized at the congress venue giving the opportunity to show the latest and innovative techniques in this field.

Participants could be asked by staff from industries at exhibit booths to get their personal contact data through bar-code scanning. Information about name, surname, country and e-mail address will be in this way given out to companies on an individual, voluntary basis. Please do not allow scanning of your badge by industry representatives without your direct consent.

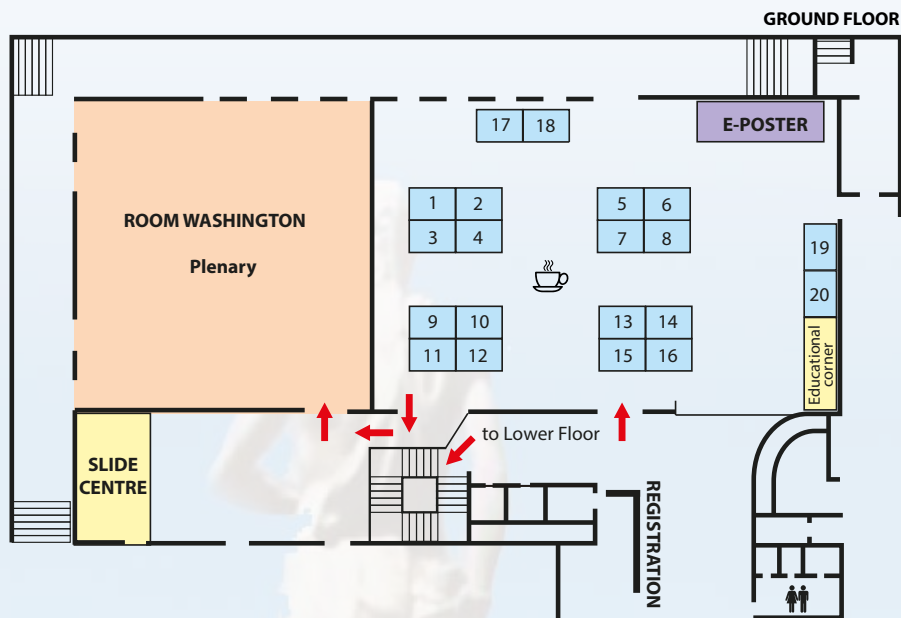
LANGUAGE

The official language of the meeting is English. Simultaneous translation from English to Italian is foreseen in the Plenary Room (Washington) during the scientific sessions.

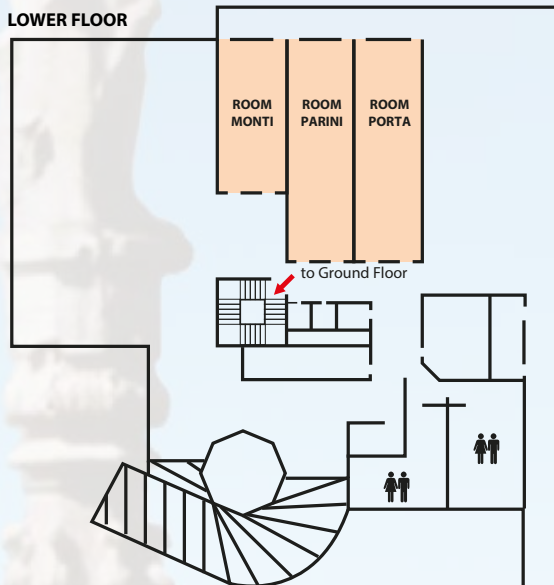
OPENING CEREMONY AND WELCOME RECEPTION**Milan Marriott Hotel**

Thursday, 26 November, 18.45 hrs

Participation in the Opening Ceremony and Welcome Reception is included in the congress registration fee. It is compulsory to wear the name badge.



COMPANY NAME	CODE BOOTH
CERAMTEC	8
CERAVER	9
JOHNSON & JOHNSON MEDICAL - DEPUY SYNTHES	10
GROUPE LÉPINE	17
GRUPPO BIOIMPIANTI	19
HERAEUS MEDICAL	6
LIMA CORPORATE	13
LINK ITALIA	16
MBA ITALIA	18
MEDACTA ITALIA	20
MEDENVISION	14
MICROPORT ORTHOPEDICS	7
PERMEDICA	15
SMITH & NEPHEW	5
STRYKER	1+2+3+4
ZIMMER BIOMET	11+12



ROOM PORTA

12.45 INDUSTRY SYMPOSIUM - STRYKER

14.00 PROCEDURAL INNOVATION IN HIP ARTHROPLASTY: RECENT DEVELOPMENTS AND FUTURE DIRECTIONS

Chairman: **F. Haddad** (United Kingdom)

Speakers: **F. Kolisek** (USA), **F. Randelli** (Italy), **G. Zatti** (Italy)

ROOM MONTI

12.45 INDUSTRY SYMPOSIUM - CERAMTEC

14.00 CERAMIC ON CERAMIC

STILL THE BEST SOLUTION EVEN IN DIFFICULT ECONOMIC TIMES?

Chairman: **F. Benazzo** (Italy)

12.45 Introduction

F. Benazzo (Italy)

12.50 News about from laboratory and in-depth registry analysis

R.M. Streicher (Switzerland)

13.05 Outcomes and cost consideration with a large series of CoC

R. Raman (United Kingdom)

13.20 Development and application of CoC. Does advanced ceramic justify the cost?

A. Toni (Italy)

13.35 Discussion

ROOM PARINI

12.45 INDUSTRY SYMPOSIUM - LIMA CORPORATE

14.00 AUGMENT YOUR REVISION PRACTICE: TIME TO FACE THE CHANGE

Chairmen: **J. Latham** (United Kingdom), **L. Zagra** (Italy)

13.05 The changing face of uncemented acetabular revision

F. Falez (Italy)

13.17 Dislocation: diagnosing instability

S. Jones (United Kingdom)

13.29 Staring into deep holes: complex acetabular reconstruction

P. Culpán (United Kingdom)

13.41 Uncemented femoral revisions: 20 years of experience

F. Benazzo (Italy)

13.15 INDUSTRY SYMPOSIUM - SMITH & NEPHEW**14.15 HIP TRIBOLOGY - IMPROVING THE PERFORMANCE IN THA**
Chairman: **F. Haddad** (United Kingdom)

13.15 Introduction

F. Haddad (United Kingdom)

13.20 Tribologic considerations in THA

E. Davis (United Kingdom)

13.30 The bearing is the key

F. Haddad (United Kingdom)

13.40 OXINIUM™: clinical results and practical advantages of ceramized-metal

N. Santori (Italy)

13.50 XLPE: clinical implications of different X-linked poly

P. Caldora (Italy)

14.00 Bearings in the UK: Results from the National Joint Registry

E. Davis (United Kingdom)

14.10 Discussion - Q&A

13.05 INDUSTRY SYMPOSIUM - MICROPORT

14.20 SUPERPATH® - MICRO POSTERIOR APPROACH

Chairmen: **M. Cronin** (United Kingdom), **A. Massè** (Italy)

13.05 Introduction

A. Massè (Italy)

13.10 SuperPath® - Concept

M. Cronin (United Kingdom)

13.25 SuperPath® - Video

13.45 SuperPath® - Benefits & advantage

M. Cronin (United Kingdom)

14.00 SuperPath® - Key point in learning Curve

M. Cronin (United Kingdom)

14.15 Discussion - Q&A

A. Massè (Italy)

14.20 Conclusion

ACKNOWLEDGMENTS

The Organising Committee would like to thank the following companies for their generous support:

ZIMMER BIOMET

STRYKER

LIMA CORPORATE

SMITH & NEPHEW

CERAMTEC

MICROPORT ORTHOPEDICS

JOHNSON & JOHNSON MEDICAL - DEPUY SYNTHES

ADLER ORTHO

MBA ITALIA

MEDENVISION

GROUPE LÉPINE

CERAVER

GRUPPO BIOIMPIANTI

HERAEUS MEDICAL

LINK ITALIA

MEDACTA ITALIA

PERMEDICA

NOTES

This image shows a blank sheet of white paper with horizontal blue ruling lines. The lines are evenly spaced and run across the width of the page. At the bottom edge, there are faint, light blue illustrations of what appear to be buildings or architectural structures, possibly part of a larger design or watermark. The overall appearance is that of a clean, unused piece of stationery.



It's not just what we make...
It's what we make possible.

At Zimmer Biomet, we pursue possibilities.

It's our promise to look beyond what's possible now
and discover what's possible next.

Every day, we focus on improving
musculoskeletal healthcare.
It's all we do. It's all we have ever done.

We are committed to working by your side,
and to break through boundaries
in pursuit of exceptional patient outcomes.

Visit us on the web at zimmerbiomet.com

Zimmer Biomet © 2015



ZIMMER BIOMET


Your progress. Our promise.™

ONE COMBINATION LEADS TO SUCCESS



> SPACERS <

The use of spacers ensures precise coverage and anteversion of the acetabular component



> AUGMENTS <

The cranial module system is designed to fill bone defects and adapt to the size and position of the defect

DELTA-REVISION TT

- Restore the centre of rotation with fully modular spacers.
- Restore anteversion independently of cup positioning.
- Maximize bone contact and optimize anchorage with the osteo-conductive Trabecular *Titanium* structure.






DePuy Synthes

COMPANIES OF *Johnson & Johnson*

People inspired™

DEPUY SYNTHES
COMPANIES.
INSPIRED TO
ADVANCE PATIENT
CARE.



It's not just what we make...
It's what we make possible.

It's our promise to look beyond what's possible now
and discover what's possible next.

Every day, we focus on improving
musculoskeletal healthcare.
It's all we do. It's all we have ever done.

We are committed to working by your side,
and to break through boundaries
in pursuit of exceptional patient outcomes.

Visit us on the web at zimmerbiomet.com

Zimmer Biomet © 2015



ZIMMER BIOMET
Your progress. Our promise.™